




SOLA

WATERSPORTS RANGE 2026

EST. 1985



With over 40 years of experience in manufacturing and designing wetsuits, Sola has been at the forefront of wetsuit innovation and watersports development. Making top quality products which are designed by surfers, for surfers.

PHOTOGRAPHY CREDIT JACK OGRADY



CONTENTS

MATERIALS & CONSTRUCTION	4 - 5	WATERSPORTS ESSENTIALS	54 - 56
AUTUMN/ WINTER WETSUITS	7 - 18	Buoyancy Aids	
Mens		Mens Longjohn	
Ladies		Spraytop	
Kids			
SUMMER ONE PIECE WETSUITS	21 - 35	BOARDSPORTS	57 - 66
Mens Fullsuits & Shorties		Bodyboard Range	
Ladies Fullsuits & Shorties		Wooden Bellyboard	
Kids Fullsuits & Shorties		Swim Fins	
Ladies Springsuits		Fin Savers	
		Bodyboard Bags	
		Softboards	
		Surfboard Bags & Socks	
SUMMER TWO PIECE WETSUITS	36 - 37	Leashes	
Wetsuit Jacket			
Neoprene Shorts			
Neoprene Trousers & leggings			
SCHOOL SUITS	38- 39	ACCESSORIES	67 - 73
Winter School Suits		Changing Accessories	
Summer School Suits		Drybags & Dry Backpacks	
		Travel Accessories Snorkelling	
OPEN WATER SWIMMING	40- 41	SIZE CHART	75
Mens & Ladies Open Water Swim Suits			
Open Water Swim Caps			
Goggles & Swim Buoys			
WATERPROOF CHANGING COAT	43 - 44		
RASH VESTS	45 - 46		
FOOTWEAR	47 - 49		
Wetsuit Boots			
Active Shoe			
Active Sole			
GLOVES	50		
HEADWEAR	51 - 52		



OPEN YOUR PHONE
CAMERA & SCAN ME.

OR GO TO
[TRADEWETSUITS.COM](https://www.tradewetsuits.com)

SURF PHOTOGRAPHER: _jackogrady_ TEAM RIDER:
LOUIE HARROW LOCATION: AUSTRALIA

TECHNICAL FEATURES


WETSUIT NEOPRENE



ULTRALIGHT



Super light neoprene for added warmth and flexibility. Improved insulation.



4-WAY STRETCH



Highly flexible neoprene. Improves movement.


WETSUIT LINING



QUICK DRYING Allows for a



quicker drying time.



THERMAL PLUSH LINING



Lightweight and flexible, giving improved movement and warmth.

NEOPRENE THICKNESS



6MM

5MM

4MM


3MM

2MM

1MM

The neoprene used in Sola wetsuits varies in thickness. Measured in millimeters as indicated by these icons. The basic rule is, the colder the water the thicker the neoprene.


WETSUIT ENTRY



FRONT ZIP Front entry



system. YKK zip.




BACK ZIP Back entry sys-



tem. YKK zip.

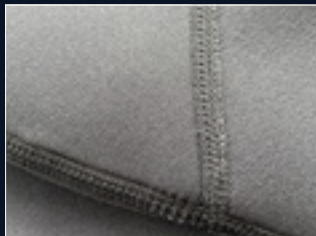
WETSUIT CONSTRUCTION



GLUED & BLIND
STITCHED



Strong, durable and watertight construction.




FLATLOCKED Flat and




comfortable.

TOP VIEW



SIDE VIEW

TOP VIEW




SIDE VIEW

A blind stitch uses a curved needle and penetrates the neoprene only partway through. Since the holes are only partial, this stitch provides the best cold water protection and is the industry standard. Most blind stitches are reinforced with tape and/ or glue for extra durability and water protection.

A more durable stitch used in most summer wetsuits. Triple needles penetrate and bind layers of neoprene together providing a strong but flat stitch for comfort and strength. Not as water tight as blind stitching but very hard-wearing.

WETSUIT FEATURES



LIQUID TAPE




100% waterproof. Seams are sealed with liquid rubber.



FOCUSED NEO TAPING



Flexible spot taping in strategic areas for extra strength.



MESH SKIN




Chest and back panels. Increases the warmth of the suit and helps to reduce wind-chill.



NEO TAPING




Flexible taping along seams for added strength. Limits water penetration and increases warmth.



DOUBLE DIAMOND



Durable, double knit nylon fabric protects high-wear areas.





AUTUMN/WINER WETSUITS

AUTUMN/WINTER

OBSIDIAN

MENS OBSIDIAN FZ 6/5/4 - A1510

SIZE: SML | MSM | MED | MTL | MLG | LGE | XLG



CONSTRUCTION

FRONT ENTRY MINI YKK ZIP WITH LOCKDOWN ANTI FLUSH SYSTEM. DOUBLE DIAMOND KNIT NYLON KNEEPADS AND BUILT IN MESH HOOD. THERMAL PLUSH INTERIOR LINING.



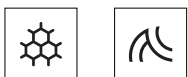
ULTRA LIGHT MATERIALS

6/5/4MM 100% INSULIGHT 4-WAY SUPER-STRETCH NEOPRENE. FEATHERLIGHT SS-1 FOAM FOR A LIGHTER MORE COMFORTABLE SUIT. ANATOMICALLY CONTOURED FIT WITH MINIMAL PANEL LAYOUT FOR ADDED HEAT RETENTION & RANGE OF MOVEMENT.



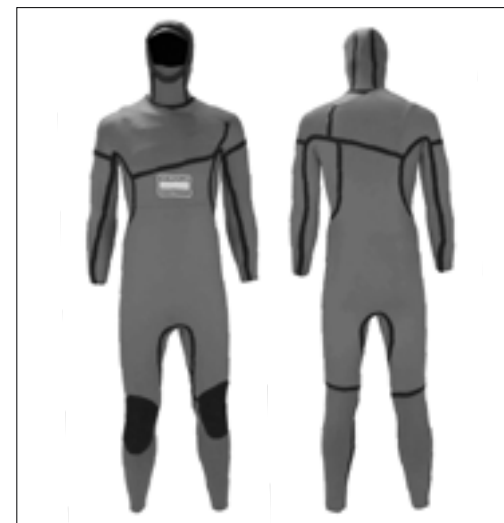
ADVANCED SEAMS

100% GLUED AND BLIND STITCHED FOR ZERO WATER PENETRATION. DURABLE INTERNAL TAPING.



NEO TAPING

FLEXIBLE NEOPRENE TAPE INTERNALLY FOR ADDED DURABILITY & BIAXIAL SPOT TAPE IN CRITICAL POSITIONS. LIMITS WATER PENETRATION & INCREASES WARMTH.




INTERNAL VIEW



6/5/4MM THICKNESS

SUGGESTED WATER TEMPERATURE FOR THIS WETSUIT

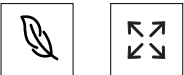


MENS



CONSTRUCTION

FRONT ENTRY MINI YKK ZIP WITH LOCKDOWN ANTI FLUSH SYSTEM. DOUBLE DIAMOND KNIT NYLON KNEEPADS, GLIDESKIN COLLAR & QUICK DRY INTERIOR THERMAL LINING.



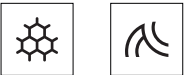
ULTRA LIGHT MATERIALS

5/4MM 100% INSULIGHT 4-WAY SUPER-STRETCH NEOPRENE. FEATHERLIGHT SS-1 FOAM FOR A LIGHTER MORE COMFORTABLE SUIT. ANATOMICALLY CONTOURED FIT WITH MINIMAL PANEL LAYOUT FOR ADDED HEAT RETENTION & RANGE OF MOVEMENT.



ADVANCED SEAMS

100% GLUED AND BLIND STITCHED FOR ZERO WATER PENETRATION. DURABLE INTERNAL TAPING. LIQUID TAPE SEALED OUTER SEAMS.



NEO TAPING

FLEXIBLE NEOPRENE TAPE INTERNALLY FOR ADDED DURABILITY & BIAXIAL SPOT TAPE IN CRITICAL POSITIONS. LIMITS WATER PENETRATION & INCREASES WARMTH.





INTERNAL VIEW



5/4MM THICKNESS

SUGGESTED WATER TEMPERATURE FOR THIS WETSUIT





CONSTRUCTION

FRONT ENTRY MINI YKK ZIP WITH LOCKDOWN ANTI FLUSH SYSTEM. DOUBLE DIAMOND KNIT NYLON KNEEPADS, GLIDESKIN COLLAR & THERMAL PLUSH INTERIOR LINING.



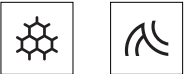
ULTRA LIGHT MATERIALS

5/4MM 100% INSULIGHT 4-WAY SUPER-STRETCH NEOPRENE. FEATHERLIGHT SS-1 FOAM FOR A LIGHTER MORE COMFORTABLE SUIT. ANATOMICALLY CONTOURED FIT WITH MINIMAL PANEL LAYOUT FOR ADDED HEAT RETENTION & RANGE OF MOVEMENT.



ADVANCED SEAMS

100% GLUED AND BLIND STITCHED FOR ZERO WATER PENETRATION.



NEO TAPING

FLEXIBLE NEOPRENE TAPE INTERNALLY FOR ADDED DURABILITY & BIAXIAL SPOT TAPE IN CRITICAL POSITIONS. LIMITS WATER PENETRATION & INCREASES WARMTH.



GREY/NAVY STRIPE



INTERNAL VIEW



5/4MM THICKNESS

SUGGESTED WATER TEMPERATURE FOR THIS WETSUIT

°C



8°C-12°C

12°C-15°C

15°C-18°C

18°C-21°C+





MENS BLAZE BZ 5/4 - A1502

SIZE: SML | MSM | MED | MTL | MLG | LGE | XLG | XXL



CONSTRUCTION

BACK ENTRY YKK ZIP WITH METAL SLIDER.
DOUBLE DIAMOND KNIT NYLON KNEEPADS.
DOUBLE LINED COLLAR WITH VELCRO CLOSURE.



ULTRA LIGHT MATERIALS

5/4MM 50% INSULIGHT 4-WAY SUPER-STRETCH NEOPRENE. FEATHERLIGHT SS-1 FOAM FOR A LIGHTER MORE COMFORTABLE SUIT. ANATOMICALLY CONTOURED FIT WITH MINIMAL PANEL LAYOUT FOR ADDED HEAT RETENTION & RANGE OF MOVEMENT.



ADVANCED SEAMS

GLUED AND BLIND STITCHED FOR ZERO WATER PENETRATION. CRITICAL POSITION NEO TAPING FOR DURABILITY.



NEO TAPING

BIAXIAL SPOT TAPE IN CRITICAL POSITIONS FOR DURABILITY. LIMITS WATER PENETRATION & INCREASES WARMTH.

*STOCK IN MESH AND DOUBLE LINED PANELS



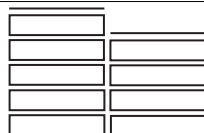
GREY/BURGUNDY



MELANGE BLACK




INTERNAL VIEW



5/4MM THICKNESS

SUGGESTED WATER TEMPERATURE FOR THESE WETSUITS



MENS

NOVA

LADIES NOVA FZ 5/4 - A1506

SIZE: 06 | 08 | 10 | 12 | 14 | 16 | 18



CONSTRUCTION

FRONT ENTRY MINI YKK ZIP WITH LOCKDOWN ANTI FLUSH SYSTEM. DOUBLE DIAMOND KNIT NYLON KNEEPADS, GLIDESKIN COLLAR & QUICK DRY INTERIOR THERMAL LINING.



ULTRA LIGHT MATERIALS

5/4MM 100% INSULIGHT 4-WAY SUPER-STRETCH NEOPRENE. FEATHERLIGHT SS-1 FOAM FOR A LIGHTER MORE COMFORTABLE SUIT. ANATOMICALLY CONTOURED FIT WITH MINIMAL PANEL LAYOUT FOR ADDED HEAT RETENTION & RANGE OF MOVEMENT.



ADVANCED SEAMS

GLUED AND BLIND STITCHED FOR ZERO WATER PENETRATION. CRITICAL POSITION NEO TAPING FOR DURABILITY.



SPOT TAPE


BIAXIAL SPOT TAPE IN CRITICAL POSITIONS FOR DURABILITY. LIMITS WATER PENETRATION & INCREASES WARMTH.




BLACK/SLATE



BLACK




INTERNAL VIEW



5/4MM THICKNESS

SUGGESTED WATER TEMPERATURE FOR THESE WETSUITS





CONSTRUCTION

BACK ENTRY YKK ZIP WITH METAL SLIDER.
DOUBLE DIAMOND KNIT NYLON KNEEPADS.
DOUBLE LINED COLLAR WITH VELCRO CLOSURE.



ULTRA LIGHT MATERIALS

5/4MM 50% INSULIGHT 4-WAY SUPER-STRETCH NEOPRENE. FEATHERLIGHT SS-1 FOAM FOR A LIGHTER MORE COMFORTABLE SUIT. ANATOMICALLY CONTOURED FIT WITH MINIMAL PANEL LAYOUT FOR ADDED HEAT RETENTION & RANGE OF MOVEMENT.



ADVANCED SEAMS

GLUED AND BLIND STITCHED FOR ZERO WATER PENETRATION. CRITICAL POSITION NEO TAPING FOR DURABILITY.



SPOT TAPE

BIAXIAL SPOT TAPE IN CRITICAL POSITIONS FOR DURABILITY. LIMITS WATER PENETRATION & INCREASES WARMTH.

LADIES STAR BZ 5/4 - A1503


SIZE: 06 | 08 | 10 | 12 | 14 | 16 | 18



BLACK/BURGUNDY



BLACK




INTERNAL VIEW



5/4MM THICKNESS

SUGGESTED WATER TEMPERATURE FOR THESE WETSUITS



50% STRETCH



LADIES



CONSTRUCTION

FRONT ENTRY MINI YKK ZIP WITH LOCKDOWN ANTI FLUSH SYSTEM. DOUBLE DIAMOND KNIT NYLON KNEEPADS, GLIDESKIN COLLAR & QUICK DRY INTERIOR THERMAL LINING.



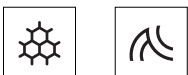
ULTRA LIGHT MATERIALS

5/4MM 100% INSULIGHT 4-WAY SUPER-STRETCH NEOPRENE. FEATHERLIGHT SS-1 FOAM FOR A LIGHTER MORE COMFORTABLE SUIT. ANATOMICALLY CONTOURED FIT WITH MINIMAL PANEL LAYOUT FOR ADDED HEAT RETENTION & RANGE OF MOVEMENT.



ADVANCED SEAMS

GLUED AND BLIND STITCHED FOR ZERO WATER PENETRATION. DURABLE INTERNAL NEO TAPING.



NEO TAPING

FLEXIBLE NEOPRENE TAPE INTERNALLY FOR ADDED DURABILITY & BIAXIAL SPOT TAPE IN CRITICAL POSITIONS. LIMITS WATER PENETRATION & INCREASES WARMTH.

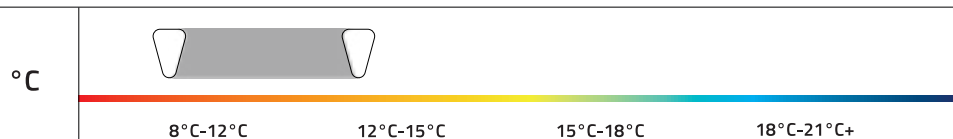


INTERNAL VIEW



5/4MM THICKNESS

SUGGESTED WATER TEMPERATURE FOR THIS WETSUIT



FIRE

KIDS FIRE BZ 5/4 - A1508

SIZE: SML | MED | LGE | XLG | XXL | 3XL



CONSTRUCTION

BACK ENTRY YKK ZIP WITH METAL SLIDER.
DOUBLE DIAMOND KNIT NYLON KNEEPADS.
DOUBLE LINED COLLAR WITH VELCRO
CLOSURE.



ULTRA LIGHT MATERIALS

5/4MM 50% INSULIGHT 4-WAY SUPER-
STRETCH NEOPRENE. FEATHERLIGHT SS-1
FOAM FOR A LIGHTER MORE COMFORTABLE
SUIT. ANATOMICALLY CONTOURED FIT WITH
MINIMAL PANEL LAYOUT FOR ADDED HEAT
RETENTION & RANGE OF MOVEMENT.



ADVANCED SEAMS

GLUED AND BLIND STITCHED FOR ZERO
WATER PENETRATION. CRITICAL POSITION
NEO TAPING FOR DURABILITY.



NEO TAPING

BIAXIAL SPOT TAPE IN CRITICAL POSITIONS
FOR DURABILITY. LIMITS WATER PENETRA-
TION & INCREASES WARMTH.



GREY/PINK

GREY/LIME


BLACK

INTERNAL VIEW



5/4MM THICKNESS

SUGGESTED WATER TEMPERATURE FOR THESE WETSUITS



50% STRETCH



KIDS

H2O



CONSTRUCTION

FRONT ENTRY MINI YKK ZIP WITH LOCKDOWN ANTI FLUSH SYSTEM. DOUBLE DIAMOND KNIT NYLON KNEEPADS, GLIDESKIN COLLAR.



ULTRA LIGHT MATERIALS

4/3MM 100% INSULIGHT 4-WAY SUPER-STRETCH NEOPRENE. FEATHERLIGHT SS-1 FOAM FOR A LIGHTER MORE COMFORTABLE SUIT. ANATOMICALLY CONTOURED FIT WITH MINIMAL PANEL LAYOUT FOR ADDED HEAT RETENTION & RANGE OF MOVEMENT.



ADVANCED SEAMS

GLUED AND BLIND STITCHED FOR ZERO WATER PENETRATION. DURABLE INTERNAL NEO TAPING.



NEO TAPING

NEOPRENE TAPE INTERNALLY FOR ADDED DURABILITY & BIAXIAL SPOT TAPE IN CRITICAL POSITIONS. LIMITS WATER PENETRATION & INCREASES WARMTH.

MENS H2O FZ 4/3 - A1704

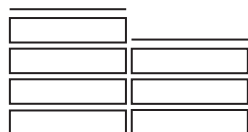
SIZE: SML | MSM | MED | MTL | MLG | LGE | XLG



BLACK/NAVY RIBBED STRIPE

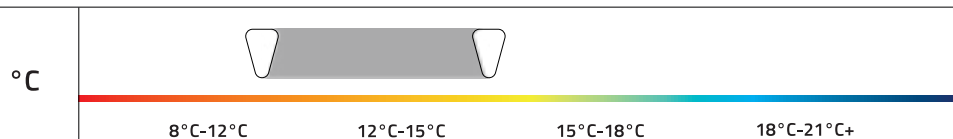


INTERNAL VIEW



4/3MM THICKNESS

SUGGESTED WATER TEMPERATURE FOR THIS WETSUIT





MENS H2O BZ 4/3 - A1707

SIZE: SML | MSM | MED | MTL | MLG | LGE | XLG



CONSTRUCTION

BACK ENTRY YKK ZIP WITH METAL SLIDER.
DOUBLE DIAMOND KNIT NYLON KNEEPADS.
DOUBLE LINED COLLAR WITH VELCRO CLOSURE.



ULTRA LIGHT MATERIALS

4/3MM 100% INSULIGHT 4-WAY SUPER-STRETCH NEOPRENE. FEATHERLIGHT SS-1 FOAM FOR A LIGHTER MORE COMFORTABLE SUIT. ANATOMICALLY CONTOURED FIT WITH MINIMAL PANEL LAYOUT FOR ADDED HEAT RETENTION & RANGE OF MOVEMENT.



ADVANCED SEAMS

GLUED AND BLIND STITCHED FOR ZERO WATER PENETRATION. DURABLE INTERNAL NEO TAPING.



NEO TAPING

FLEXIBLE NEOPRENE TAPE INTERNALLY FOR ADDED DURABILITY & BIAXIAL SPOT TAPE IN CRITICAL POSITIONS. LIMITS WATER PENETRATION & INCREASES WARMTH.



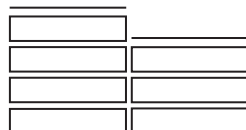
NAVY



BLACK/NAVY MARL

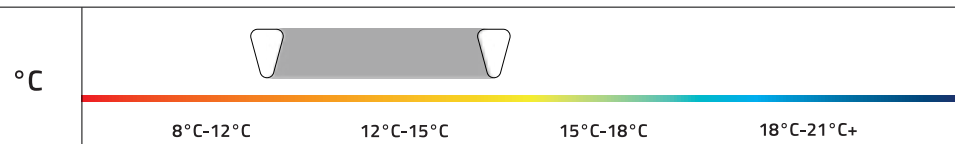


INTERNAL VIEW



4/3MM THICKNESS

SUGGESTED WATER TEMPERATURE FOR THESE WETSUITS



MENS

H2O



CONSTRUCTION

BACK ENTRY YKK ZIP WITH METAL SLIDER.
DOUBLE DIAMOND KNIT NYLON KNEEPADS.
DOUBLE LINED COLLAR WITH VELCRO CLOSURE.



ULTRA LIGHT MATERIALS

4/3MM 100% INSULIGHT 4-WAY SUPER-STRETCH NEOPRENE. FEATHERLIGHT SS-1 FOAM FOR A LIGHTER MORE COMFORTABLE SUIT. ANATOMICALLY CONTOURED FIT WITH MINIMAL PANEL LAYOUT FOR ADDED HEAT RETENTION & RANGE OF MOVEMENT.



ADVANCED SEAMS

GLUED AND BLIND STITCHED FOR ZERO WATER PENETRATION. DURABLE INTERNAL NEO TAPING.



NEO TAPING

FLEXIBLE NEOPRENE TAPE INTERNALLY FOR ADDED DURABILITY & BIAXIAL SPOT TAPE IN CRITICAL POSITIONS. LIMITS WATER PENETRATION & INCREASES WARMTH.

LADIES H2O BZ 4/3 - A1708

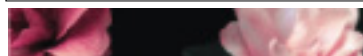
SIZE: 06 | 08 | 10 | 12 | 14 | 16 | 18



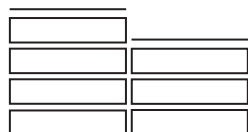
BLACK/SLATE



BLACK/FLORAL

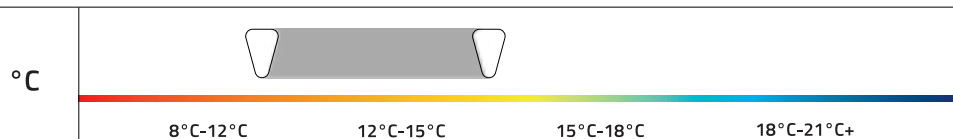


INTERNAL VIEW



4/3MM THICKNESS

SUGGESTED WATER TEMPERATURE FOR THIS WETSUIT



PHOENIX

KIDS PHOENIX BZ 4/3 - A1509

SIZE: XXS | XSM | SML | MED | LGE | XLG | XXL | 3XL



CONSTRUCTION

BACK ENTRY YKK ZIP WITH METAL SLIDER.
DOUBLE DIAMOND KNIT NYLON KNEEPADS.
DOUBLE LINED COLLAR WITH VELCRO CLOSURE.



ULTRA LIGHT MATERIALS

4/3MM 100% INSULIGHT 4-WAY SUPER-STRETCH NEOPRENE. FEATHERLIGHT SS-1 FOAM FOR A LIGHTER MORE COMFORTABLE SUIT. ANATOMICALLY CONTOURED FIT. HEAT RETAINING THERMAL TORSO LINING.



ADVANCED SEAMS

GLUED AND BLIND STITCHED FOR ZERO WATER PENETRATION. DURABLE INTERNAL NEO TAPING.



NEO TAPING

FLEXIBLE NEOPRENE TAPE INTERNALLY FOR ADDED DURABILITY & BIAXIAL SPOT TAPE IN CRITICAL POSITIONS. LIMITS WATER PENETRATION & INCREASES WARMTH.



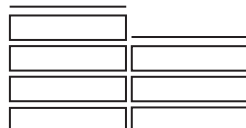
NAVY/YELLOW



BLACK

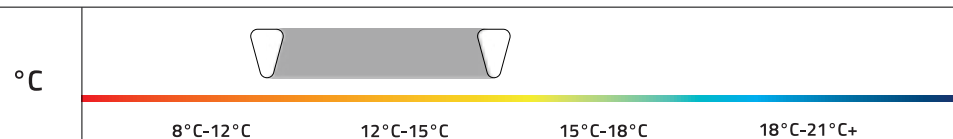


INTERNAL VIEW



4/3MM THICKNESS

SUGGESTED WATER TEMPERATURE FOR THESE WETSUITS





The SOLA logo is positioned in the upper left quadrant. It features a stylized, white, circular emblem resembling a wave or a drop, followed by the word "SOLA" in a bold, white, sans-serif typeface. The background of the entire image is a dynamic, high-contrast photograph of a large ocean wave crashing, with bright sunlight reflecting off the water's surface and creating a lens flare effect in the upper right.

SOLA

SUMMER WETSUITS

SUMMER

H2O



CONSTRUCTION

FRONT ENTRY MINI YKK ZIP WITH LOCK-DOWN ANTI FLUSH SYSTEM. DOUBLE DIAMOND KNIT NYLON KNEEPADS, GLIDESKIN COLLAR FOR EXTRA COMFORT.



ULTRA LIGHT MATERIALS

3/2MM 100% INSULIGHT 4-WAY SUPER-STRETCH NEOPRENE. FEATHERLIGHT SS-1 FOAM FOR A LIGHTER MORE COMFORTABLE SUIT. ANATOMICALLY CONTOURED FIT WITH MINIMAL PANEL LAYOUT FOR ADDED HEAT RETENTION & RANGE OF MOVEMENT.



STRONG SEAMS

GLUED AND BLIND STITCHED FOR ZERO WATER PENETRATION. DURABLE INTERNAL NEO TAPING.



NEO TAPING

FLEXIBLE NEOPRENE TAPE INTERNALLY FOR ADDED DURABILITY & BIAXIAL SPOT TAPE IN CRITICAL POSITIONS. LIMITS WATER PENETRATION & INCREASES WARMTH.

MENS H2O FZ 3/2 - A1630

SIZE: SML | MSM | MED | MTL | MLG | LGE | XLG



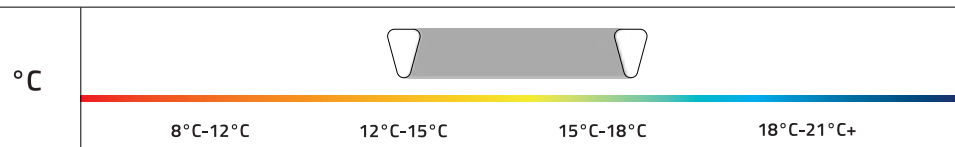
CROSS/BUE



INTERNAL VIEW

3/2MM THICKNESS	

SUGGESTED WATER TEMPERATURE FOR THIS WETSUIT



H2O



CONSTRUCTION

FRONT ENTRY MINI YKK ZIP WITH LOCK-DOWN ANTI FLUSH SYSTEM. DOUBLE DIAMOND KNIT NYLON KNEEPADS, GLIDESKIN COLLAR FOR EXTRA COMFORT.



ULTRA LIGHT MATERIALS

3/2MM 100% INSULIGHT 4-WAY SUPER-STRETCH NEOPRENE. FEATHERLIGHT SS-1 FOAM FOR A LIGHTER MORE COMFORTABLE SUIT. ANATOMICALLY CONTOURED FIT WITH MINIMAL PANEL LAYOUT FOR ADDED HEAT RETENTION & RANGE OF MOVEMENT.



STRONG SEAMS

GLUED AND BLIND STITCHED FOR ZERO WATER PENETRATION. DURABLE INTERNAL NEO TAPING



NEO TAPING

FLEXIBLE NEOPRENE TAPE INTERNALLY FOR ADDED DURABILITY & BIAXIAL SPOT TAPE IN CRITICAL POSITIONS. LIMITS WATER PENETRATION & INCREASES WARMTH.

LADIES H2O FZ 3/2 - A1703

SIZE: 06 | 08 | 10 | 12 | 14 | 16



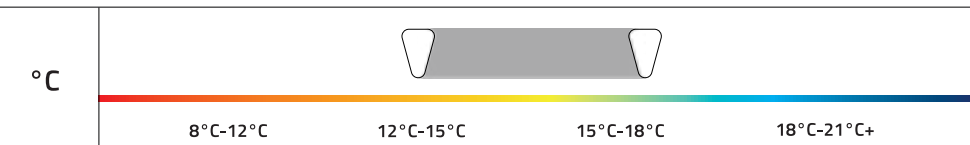
SEA PALM



INTERNAL VIEW

3/2MM THICKNESS	

SUGGESTED WATER TEMPERATURE FOR THIS WETSUIT



LADIES

FUSION



CONSTRUCTION

BACK ENTRY YKK ZIP WITH METAL SLIDER.
DOUBLE DIAMOND KNIT NYLON KNEEPADS.
GLIDESKIN COLLAR FOR EXTRA COMFORT.
KEY POCKET.



ULTRA LIGHT MATERIALS

3/2MM 100% INSULIGHT 4-WAY SUPER-STRETCH NEOPRENE. FEATHERLIGHT SS-1 FOAM FOR A LIGHTER MORE COMFORTABLE SUIT. ANATOMICALLY CONTOURED FIT WITH MINIMAL PANEL LAYOUT FOR ADDED HEAT RETENTION & RANGE OF MOVEMENT.



STRONG SEAMS

FLATLOCKED SEAMS FOR DURABILITY AND COMFORT, ENHANCING THE LIFESPAN OF THE WETSUIT.



MESH SKIN

MESH SKIN CHEST AND BACK PANELS INCREASES WARMTH & COMBATS WINDCHILL.

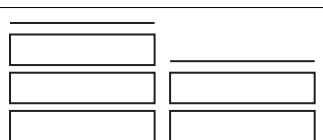
MENS FUSION BZ 3/2 FULLSUIT - A1711

SIZE: SML | MSM | MST | MED | MTL | MLG | LGS | LGE | XLS | XLG | XXL | 3XL

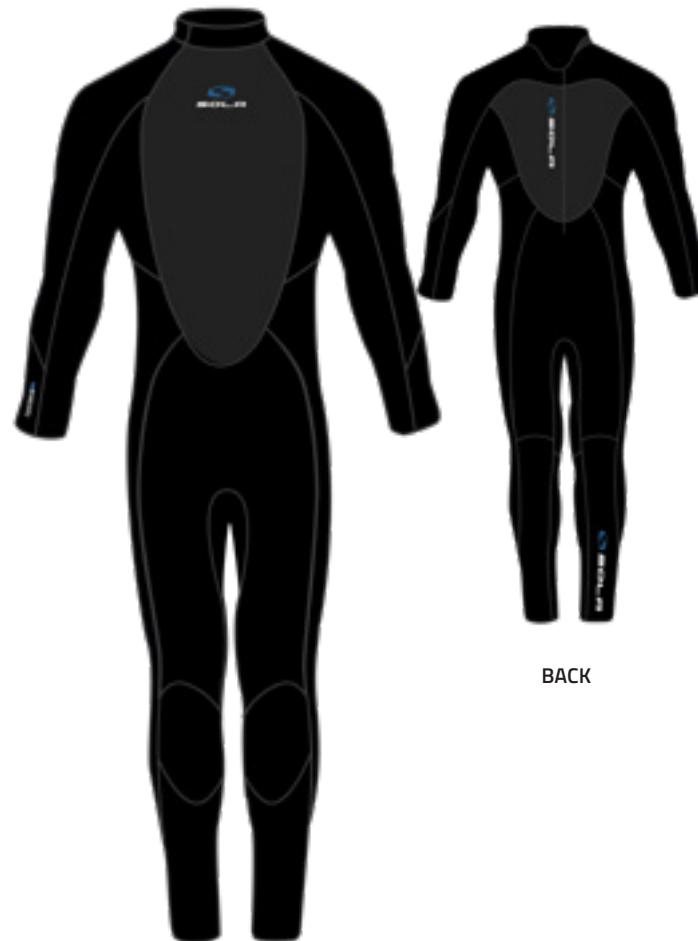


BACK

BLUE STEEL



3/2MM THICKNESS

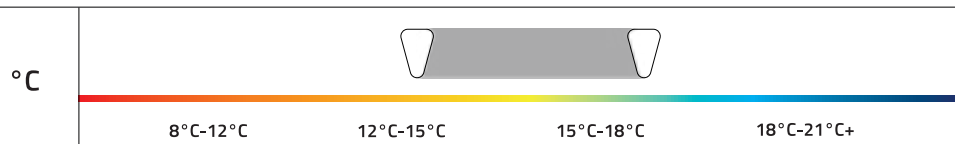


BACK

BLACK



SUGGESTED WATER TEMPERATURE FOR THESE WETSUITS



MEN

Ignite



CONSTRUCTION

BACK ENTRY YKK ZIP WITH METAL SLIDER.
GLIDESKIN COLLAR FOR EXTRA COMFORT.
KEY POCKET.



ULTRA LIGHT MATERIALS

3/2MM 100% INSULIGHT 4-WAY SUPER-STRETCH NEOPRENE. FEATHERLIGHT SS-1 FOAM FOR A LIGHTER MORE COMFORTABLE SUIT. ANATOMICALLY CONTOURED FIT WITH MINIMAL PANEL LAYOUT FOR ADDED HEAT RETENTION & RANGE OF MOVEMENT.



STRONG SEAMS

FLATLOCKED SEAMS FOR DURABILITY AND COMFORT, ENHANCING THE LIFESPAN OF THE WETSUIT.



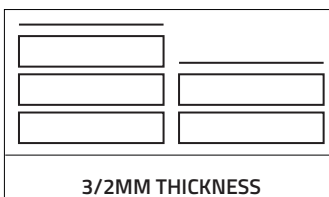
MESH SKIN

MESH SKIN CHEST AND BACK PANELS INCREASES WARMTH & COMBATS WINDCHILL.



BACK

JAGUAR



3/2MM THICKNESS

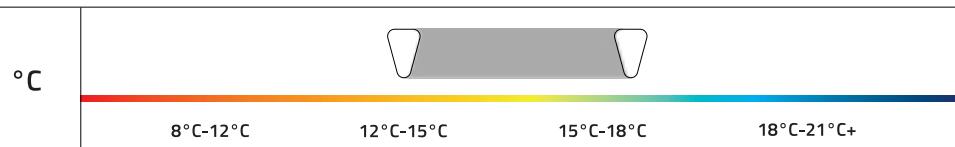


BACK

DISCO FISH



SUGGESTED WATER TEMPERATURE FOR THIS WETSUIT



LADIES

Ignite



CONSTRUCTION

BACK ENTRY YKK ZIP WITH METAL SLIDER.
GLIDESKIN COLLAR FOR EXTRA COMFORT.
KEY POCKET.



ULTRA LIGHT MATERIALS

3/2MM 100% INSULIGHT 4-WAY SUPER-STRETCH NEOPRENE. FEATHERLIGHT SS-1 FOAM FOR A LIGHTER MORE COMFORTABLE SUIT. ANATOMICALLY CONTOURED FIT WITH MINIMAL PANEL LAYOUT FOR ADDED HEAT RETENTION & RANGE OF MOVEMENT.



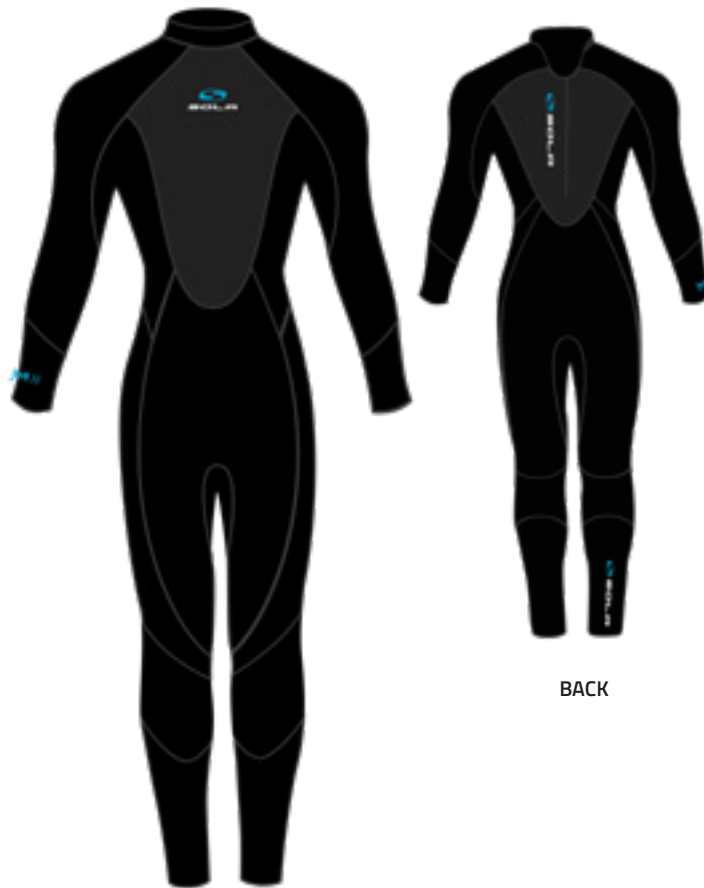
STRONG SEAMS

FLATLOCKED SEAMS FOR DURABILITY AND COMFORT, ENHANCING THE LIFESPAN OF THE WETSUIT.



MESH SKIN

MESH SKIN CHEST AND BACK PANELS INCREASES WARMTH & COMBATS WINDCHILL.



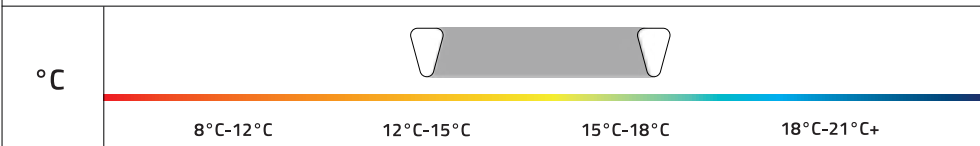
BACK

BLACK



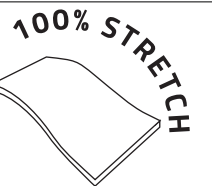
3/2MM THICKNESS	

SUGGESTED WATER TEMPERATURE FOR THIS WETSUIT



BACK

SUNSET



LADIES



CONSTRUCTION

BACK ENTRY YKK ZIP WITH METAL SLIDER.
GLIDESKIN COLLAR FOR EXTRA COMFORT.
KEY POCKET.



ULTRA LIGHT MATERIALS

3/2MM 100% INSULIGHT 4-WAY SUPER-STRETCH NEOPRENE. FEATHERLIGHT SS-1 FOAM FOR A LIGHTER MORE COMFORTABLE SUIT. ANATOMICALLY CONTOURED FIT WITH MINIMAL PANEL LAYOUT FOR ADDED HEAT RETENTION & RANGE OF MOVEMENT.



STRONG SEAMS

FLATLOCKED SEAMS FOR DURABILITY AND COMFORT, ENHANCING THE LIFESPAN OF THE WETSUIT.



MESH SKIN

MESH SKIN CHEST AND BACK PANELS INCREASES WARMTH & COMBATS WINDCHILL.

KIDS STORM BZ 3/2 FULLSUIT - A1713

SIZE: QXS | TXS | XXS | XSM | SML | MED | LGE | XLG | XXL | 3XL

**NEW
IN!**



CORAL CRUSH BACK

**NEW
IN!**

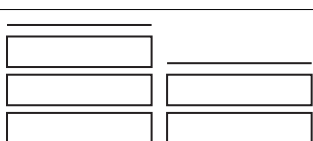


LIMPIT LOCK BACK

PETROL/BLAZE

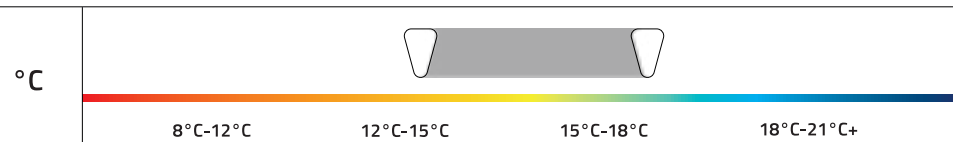


BLUE STEEL



3/2MM THICKNESS

SUGGESTED WATER TEMPERATURE FOR THESE WETSUITS



Kids

KIDS STORM BZ 3/2 FULLSUIT - A1713

SIZE: QXS | TXS | XXS | XSM | SML | MED | LGE | XLG | XXL | 3XL

KIDS

NEW
IN!



NEW
IN!



DISCO FISH FRONT


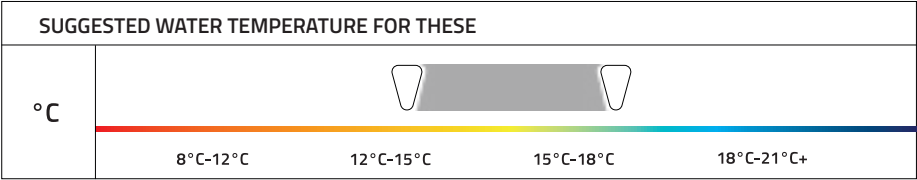
DISCO FISH BACK

RETRO FRONT

RETRO BACK



3/2MM THICKNESS	



KIDS STORM BZ 3/2 FULLSUIT - A1713

SIZE: QXS | TXS | XXS | XSM | SML | MED | LGE | XLG | XXL | 3XL

KIDS

NEW
IN!



NEW
IN!



CLASIC GREEN FRONT


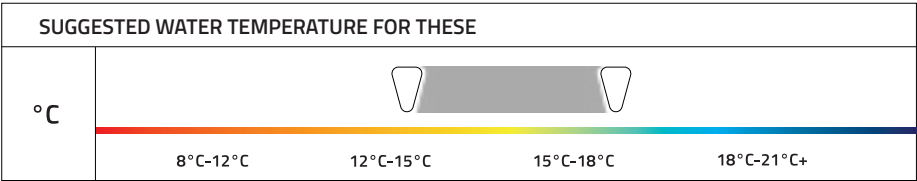
CLASSIC GREEN BACK

LAVA FRONT

LAVA BACK



3/2MM THICKNESS	



MENS FUSION BZ 3/2 SHORTIE - A1721

SIZE: SML | MSM | MED | MLG | LGS | LGE | XLS | XLG | XXL | 3XL



CONSTRUCTION

BACK ENTRY YKK ZIP WITH METAL SLIDER.
GLIDESKIN COLLAR FOR EXTRA COMFORT.
KEY POCKET.



ULTRA LIGHT MATERIALS

3/2MM 100% INSULIGHT 4-WAY SUPER-STRETCH NEOPRENE. FEATHERLIGHT SS-1 FOAM FOR A LIGHTER MORE COMFORTABLE SUIT. ANATOMICALLY CONTOURED FIT WITH MINIMAL PANEL LAYOUT FOR ADDED HEAT RETENTION & RANGE OF MOVEMENT.



STRONG SEAMS

FLATLOCKED SEAMS FOR DURABILITY AND COMFORT, ENHANCING THE LIFESPAN OF THE WETSUIT.



MESH SKIN

MESH SKIN CHEST AND BACK PANELS INCREASES WARMTH & COMBATS WINDCHILL.



BACK



BACK

BLUE STEEL




BLACK



3/2MM THICKNESS

SUGGESTED WATER TEMPERATURE FOR THESE WETSUITS



Ignite



CONSTRUCTION

BACK ENTRY YKK ZIP WITH METAL SLIDER.
GLIDESKIN COLLAR FOR EXTRA COMFORT.
KEY POCKET.



ULTRA LIGHT MATERIALS

3/2MM 100% INSULIGHT 4-WAY SUPER-STRETCH NEOPRENE. FEATHERLIGHT SS-1 FOAM FOR A LIGHTER MORE COMFORTABLE SUIT. ANATOMICALLY CONTOURED FIT WITH MINIMAL PANEL LAYOUT FOR ADDED HEAT RETENTION & RANGE OF MOVEMENT.



STRONG SEAMS

FLATLOCKED SEAMS FOR DURABILITY AND COMFORT, ENHANCING THE LIFESPAN OF THE WETSUIT.



MESH SKIN

MESH SKIN CHEST AND BACK PANELS INCREASES WARMTH & COMBATS WINDCHILL.



BLACK LEOPARD BACK



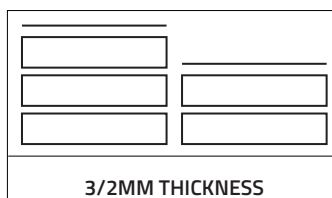
DISCO FISH BACK



JAGUAR




DISCO FISH



3/2MM THICKNESS

SUGGESTED WATER TEMPERATURE FOR THIS WETSUIT



LADIES

Ignite



CONSTRUCTION

BACK ENTRY YKK ZIP WITH METAL SLIDER.
GLIDESKIN COLLAR FOR EXTRA COMFORT.
KEY POCKET.



ULTRA LIGHT MATERIALS

3/2MM 100% INSULIGHT 4-WAY SUPER-STRETCH NEOPRENE. FEATHERLIGHT SS-1 FOAM FOR A LIGHTER MORE COMFORTABLE SUIT. ANATOMICALLY CONTOURED FIT WITH MINIMAL PANEL LAYOUT FOR ADDED HEAT RETENTION & RANGE OF MOVEMENT.



STRONG SEAMS

FLATLOCKED SEAMS FOR DURABILITY AND COMFORT, ENHANCING THE LIFESPAN OF THE WETSUIT.



MESH SKIN

MESH SKIN CHEST AND BACK PANELS INCREASES WARMTH & COMBATS WINDCHILL.



BACK



RETRO RINGS BACK


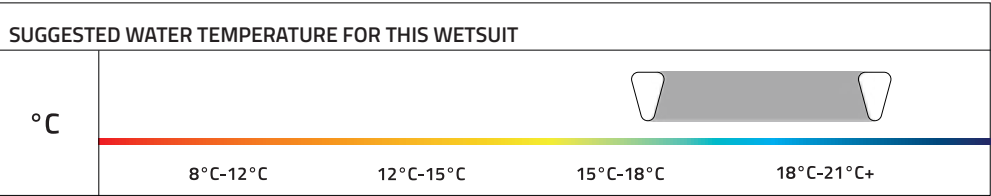
BLACK



SUNSET



3/2MM THICKNESS	



LADIES



CONSTRUCTION

BACK ENTRY YKK ZIP WITH METAL SLIDER.
GLIDESKIN COLLAR FOR EXTRA COMFORT.
KEY POCKET.



ULTRA LIGHT MATERIALS

3/2MM 100% INSULIGHT 4-WAY SUPER-STRETCH NEOPRENE. FEATHERLIGHT SS-1 FOAM FOR A LIGHTER MORE COMFORTABLE SUIT. ANATOMICALLY CONTOURED FIT WITH MINIMAL PANEL LAYOUT FOR ADDED HEAT RETENTION & RANGE OF MOVEMENT.



STRONG SEAMS

FLATLOCKED SEAMS FOR DURABILITY AND COMFORT, ENHANCING THE LIFESPAN OF THE WETSUIT.



MESH SKIN

MESH SKIN CHEST AND BACK PANELS INCREASES WARMTH & COMBATS WINDCHILL.

KIDS STORM BZ 3/2 SHORTIE - A1723

SIZE: QXS | TXS | XXS | XSM | SML | MED | LGE | XLG | XXL | 3XL

NEW
IN!

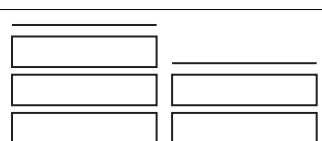


NEW
IN!




PETROL/BLAZE

BLUE STEEL



3/2MM THICKNESS

SUGGESTED WATER TEMPERATURE FOR THESE WETSUITS



KIDS

KIDS STORM BZ 3/2 SHORTIE - A1723

SIZE: QXS | TXS | XXS | XSM | SML | MED | LGE | XLG | XXL | 3XL

KIDS

NEW
IN!



NEW
IN!



DISCO FISH FRONT

DISCO FISH BACK

RETRO FRONT

RETRO BACK



3/2MM THICKNESS	

SUGGESTED WATER TEMPERATURE FOR THESE				
°C				
	8°C-12°C	12°C-15°C	15°C-18°C	18°C-21°C+

100% STRETCH

KIDS STORM BZ 3/2 SHORTIE - A1723

SIZE: QXS | TXS | XXS | XSM | SML | MED | LGE | XLG | XXL | 3XL

KIDS

NEW
IN!



NEW
IN!



CLASIC GREEN FRONT


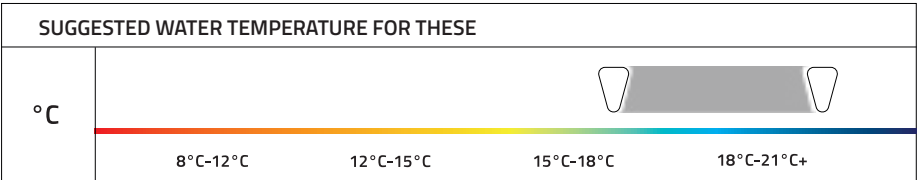
CLASSIC GREEN BACK

LAVA FRONT

LAVA BACK



<input type="text"/>	<input type="text"/>
<input type="text"/>	<input type="text"/>
<input type="text"/>	<input type="text"/>
3/2MM THICKNESS	



Ignite springsuit 3:2



CONSTRUCTION

BACK ENTRY YKK ZIP WITH METAL SLIDER. GLIDESKIN COLLAR FOR EXTRA COMFORT. INTERNAL KEY POCKET.



ULTRA LIGHT MATERIALS

3/2MM 100% INSULIGHT 4-WAY SUPERSTRETCH NEOPRENE. FEATHERLIGHT SS-1 FOAM FOR A LIGHTER MORE COMFORTABLE SUIT. ANATOMI-CALLY CONTOURED FIT WITH MINIMAL PANEL LAYOUT FOR ADDED HEAT RETENTION & RANGE OF MOVEMENT.



STRONG SEAMS

FLATLOCKED SEAMS FOR DURABILITY AND COMFORT, ENHANCING THE LIFESPAN OF THE WETSUIT.

LADIES IGNITE SPRINGSUIT - A1725

SIZE: | 06 | 08 | 10 | 12 | 14 | 16 | 18



PINK LEAF

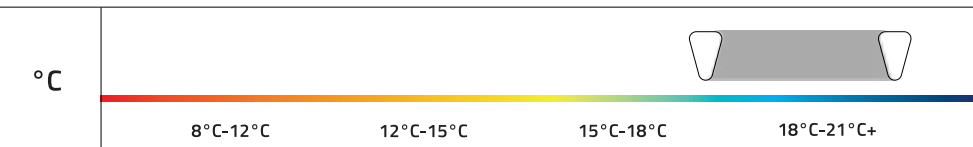


SUMMER FLORAL



3/2MM THICKNESS	

SUGGESTED WATER TEMPERATURE FOR THESE WETSUITS



LADIES

IGNITE FZ 2MM LADIES JACKET - A1750

FEATURES: 2MM thickness. Front zip entry. Metal slider with rubber zip stopper. Strategic seam placement for comfort and better fit. Breathable flatlock stitched seams. 4-way superstretch neoprene gives free flowing movement.

SIZE: 8 | 10 | 12 | 14 | 16 | 18

LADIES NEOPRENE SHORT - A1734

FEATURES: 2MM thickness. Elastic waist. Strategic seam placement for comfort and better fit. Breathable flatlock stitched seams.

SIZE: 8 | 10 | 12 | 14 | 16 | 18

LADIES NEOPRENE LEGGINGS - A1735

FEATURES: 2MM thickness. Elastic waist. Strategic seam placement for comfort and better fit. Breathable flatlock stitched seams.

SIZE: 8 | 10 | 12 | 14 | 16 | 18



MENS WETSUIT JACKET - A1751

FEATURES: 3MM thickness. Front ykk zip entry. Rubber zip stopper. Strategic seam placement for comfort and a more superior fit. Breathable flatlock stitched seams for durability. 4-Way super-stretch neoprene gives free flowing movement.

SIZE: SML | MED | MLG | LGE | XLG | XXL



NEOPRENE TROUSERS - A1732

FEATURES: 3MM super stretch neoprene. Flatlock construction. Adjustable drawstring.

SIZES: SML | MED | LGE | XLG




NEOPRENE SHORT - A1731

FEATURES: 3MM super stretch neoprene. Flatlock construction. Adjustable drawstring.

SIZES: SML | MED | LGE | XLG





CONSTRUCTION

BACK ENTRY YKK ZIP. NYLON COLLAR WITH LYCRA BOUND EDGES. NEOPRENE STRETCH TAPE IN HIGH STRESS AREAS. BIAXIAL SPOT TAPE IN CRITICAL POSITIONS. DOUBLE KNIT NYLON SEAT AND KNEEPADS FOR DURABILITY.



DURABLE MATERIALS

ALL DOUBLE LINED, 5MM TORSO & 4MM LOWER BODY, 3MM ARMS FOR DURABILITY. FEATHERLIGHT SS-1 FOAM IN CRITICAL AREAS FOR FLEXIBILITY AND COMFORT. ANATOMICALLY CONTOURED FIT.



STRONG SEAMS

GLUED AND BLIND STITCHED FOR ZERO WATER PENETRATION. DURABLE INTERNAL NEO TAPING.



SIZE & COLOUR CODED

SIZE CODED ON WRIST FOR QUICK SELECTION.

SCHOOL SUITS BZ 5/4/3MM - A1801

A1801 MENS SIZE: SML | MSM | MED | MTL | MLG | LGE | XLG | XXL | 3XL
A1801 LADIES SIZE: 6 | 8 | 10 | 12 | 14 | 16 | 18



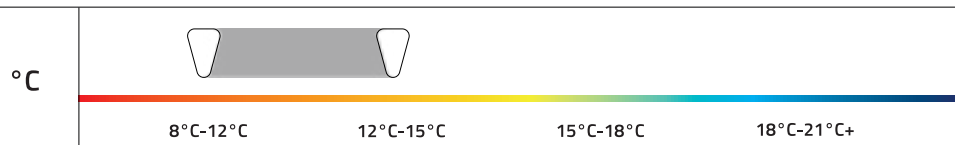
SCHOOL SUITS BZ 5/4/3MM - A1802


A1802 KIDS SIZE: XSM | SML | MED | LGE | XLG | XXL | 3XL



5/4/3MM THICKNESS

SUGGESTED WATER TEMPERATURE FOR THESE WETSUITS





CONSTRUCTION

BACK ENTRY YKK ZIP. NYLON COLLAR WITH LYCRA BOUND EDGES. DOUBLE KNIT NYLON KNEEPADS FOR DURABILITY.



DURABLE MATERIALS

ALL DOUBLE LINED, 3MM TORSO & LOWER BODY, 2MM ARMS FOR DURABILITY. FEATHERLIGHT SS-1 FOAM IN CRITICAL AREAS FOR FLEXIBILITY AND COMFORT. ANATOMICALLY CONTOURED FIT.



STRONG SEAMS

FLATLOCK SEAMS FOR DURABILITY AND COMFORT, ENHANCING THE LIFESPAN OF THE WETSUIT.



SIZE & COLOUR CODED

SIZE CODED ON WRIST FOR QUICK SELECTION.

SCHOOL SUITS BZ 3MM - A1803

A1803 MENS SIZE: SML | MSM | MED | MTL | MLG | LGE | XLG | XXL



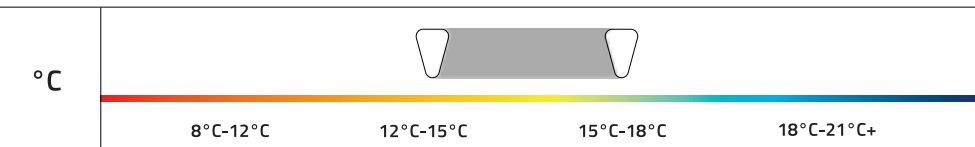
SCHOOL SUITS BZ 3MM - A1804

A1804 KIDS SIZE: XSM | SML | MED | LGE | XLG | XXL | 3XL



3/2MM THICKNESS	

SUGGESTED WATER TEMPERATURE FOR THESE WETSUITS





OPEN WATER



CONSTRUCTION

BACK ENTRY YKK ZIP WITH METAL SLIDER. ZIP PULL WITH VELCRO TIP. NYLON COLLAR WITH ADJUSTABLE VELCRO CLOSURE. DURABLE NYLON KNEE AREA. NYLON CUFFS FOR STROKE & CATCH SENSE.



DURABLE MATERIALS

SUPERLIGHT GLIDESKIN BODY AND SLEEVES, 3MM TORSO & LOWER BODY, 2MM ARMS FOR BALANCED BUOYANCY. FEATHERLIGHT SS-1 FOAM FOR A LIGHTER MORE COMFORTABLE SUIT. ANATOMICALLY CONTOURED FIT.



STRONG SEAMS

FLATLOCK SEAMS FOR DURABILITY & COMFORT, ENHANCING THE LIFESPAN OF THE WETSUIT.

OPEN WATER 3/2 BZ - A1730

MENS SIZE: SML | MSM | MED | MTL | MLG | LGE | XLG
LADIES SIZE: 8 | 10 | 12 | 14 | 16 | 18

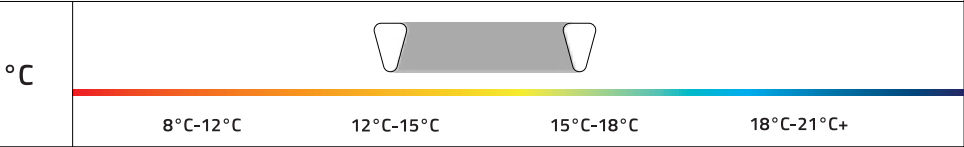


BLACK/BLUE

BLACK/CORAL

3/2MM THICKNESS

BLACK/BLUE SUGGESTED WATER TEMPERATURE FOR THIS WETSUIT



MEN

PHOTOGRAPHY CREDIT Onlyfins Newquay

OPEN WATER 3MM SWIMMING CAP - A1332

FEATURES: 100% super stretch 3mm neoprene. Watertight gbs seams for heat retention and comfort. Adjustable velcro chin strap provides a snug fit.

SIZE: SML | MED | LGE



BLACK/ BLUE - SMOOTH SKIN

BLACK/ ORANGE - DOUBLE LINED

SOLA SWIMMING GOGGLES - A1733

FEATURES: Adjustable head strap. Made with silicon rubber, which gives increased comfort, minimises leaks and ensures a fixed placement to the face. Polycarbonate lens protects the eyes from harmful ultraviolet rays. Anti-fog technology provides clarity, enhancing your swimming experience.



RE-USABLE TRAVEL CASE

INFLATABLE DRY BAG (SMALL) - A2131

FEATURES: Brightly coloured. Waist belt with tether line. Durable PVC construction. Easy to inflate/ deflate. Ultra lightweight. Storage space for personal belongings.

SIZES: 20L



INFLATABLE DRY BAG (LARGE) - A2132

FEATURES: Brightly coloured. Waist belt with tether line. Durable PVC & nylon construction. Easy to inflate/ deflate. Ultra lightweight. Storage space for personal belongings. Double air chamber.

SIZES: 28L





WATERPROOF CHANGING COAT - A1054

FEATURES: 100% waterproof & windproof outer with hood. Fully taped seams. 410GSM fleece lined inner. Front and back hood spring toggle adjusters. Oversized fit enables plenty of room to change. YKK 2-way reversible zipper with hook and loop zip guard. Adjustable hook and loop wrist fastening. Large inside pocket and fleece lined outer pockets. Internal zip pocket with earphone hole.
SIZE: SML | MED | LGE | XLG SIZE: JSM (3 - 5YRS) | JMD (6 - 8YRS) | JLG (9 - 12 YRS)

CHECK



BLACK/BLUE

NAVY/ORANGE

KHAKI/BLACK




ADJUSTABLE HOOK AND
LOOP WRIST FASTENING

BACK HOOD SPRING TOGGLE ADJUSTERS
VELCO CHIN STRAP



CHANGING COATS



FRONT HOOD SPRING
TOGGLE ADJUSTERS



STORAGE
LOOP



INTERNAL ZIP POCKET WITH
EARPHONE HOLE

SAND

MENS

MENS LS RASHVEST - A1910

FEATURES: 80z lycra. 50 UV Sun protection. Flatlock construction. Elasticized waistband.

SIZE: SML | MED | LGE | XLG | XXL



MENS SS RASH VEST - A1905

FEATURES: 80z lycra. 50 UV Sun protection. Flatlock construction. Elasticized waistband. High collar.

SIZE: SML | MED | LGE | XLG | XXL



BLACK/LIME

AQUA/NAVY

BLACK

LADIES

LADIES SS RASH VEST - A1742

FEATURES: 80z lycra. 50 UV Sun protection. Flatlock construction. Elasticized waistband. High collar.

SIZE: SML | MED | LGE | XLG



BLUE/TIEDYE

KIDS SS RASH VEST - A1907

FEATURES: 80z lycra. 50 UV Sun protection. Flatlock construction. Elasticized waistband. High collar.

SIZE: SML | MED | LGE | XLG | XXL

KIDS



LIME/GREY



NAVY/MARL



BLUE/TIEDYE



KHAKI/BLACK



BLACK/LIME



BLUE/GREY



FLORAL/BLACK

ADULT 5MM SPLIT TOE BOOT - A1282

FEATURES: 5mm super stretch neoprene. Glued and blind stitched seams with liquid taping for a watertight seal. Adjustable Velcro arch strap. Ankle gasket seal. Contoured moulded sole with split toe leash guard. Thin but robust sole so you can still feel your board under your feet.

SIZE: UK5 - EU38 | UK6 - EU40 | UK7 - EU41 | UK8 - EU42
UK9 - EU43 | UK10 - EU44 | UK11 - EU45 | UK12 - EU46

**POWER ADULT 5MM ROUND TOE BOOT - A1281**

FEATURES: 5mm super stretch neoprene. Glued and blind stitched seams for a watertight seal. Adjustable Velcro arch strap. Contoured moulded sole with instep and toe protection. Thin but robust sole so you can still feel your board under your feet.

SIZE: UK5 - EU38 | UK6 - EU40 | UK7 - EU41 | UK8 - EU42
UK9 - EU43 | UK10 - EU44 | UK11 - EU45 | UK12 - EU46

**5MM ZIP BOOT - A1213 (ADULT)**

FEATURES: Blind stitched. Highly durable sole. Anti flush barrier. 5MM titanium neoprene. Extra grip sole. Contoured toe protection.

SIZE: UK6 - EU40 | UK7 - EU41 | UK8 - EU42 | UK9 - EU43
| UK10 - EU44 | UK11 - EU45 | UK12 - EU46



ADULT PULL ON 5MM BOOT - A1225

FEATURES: 5MM titanium neoprene. Highly durable and extra grip sole. Blind stitched.

SIZE: UK4 - EU37 | UK5 - EU38 | UK6 - EU39 | UK7 - EU40 | UK8 - EU41 | UK9 - EU42 | UK10 - EU43 | UK11 - EU44 | UK12 - EU45 | UK13 - EU46



5MM ZIP BOOT - A1213 (KIDS)

FEATURES: Blind stitched. Highly durable sole. Anti flush barrier. 5MM titanium neoprene. Extra grip sole. Contoured toe protection.

KIDS SIZE: UK JNR 12 - EU30 | UK JNR 13 - EU31 | UK1 - EU33 | UK2 - EU34 | UK3 - EU36 | UK 4 - EU37 | UK5 - EU38



TITANIUM BS SOCKS 2MM - A1210

TITANIUM BS SOCKS 4MM - A1212

FEATURES: Super stretch. Double lined neoprene. Thermal plush lining. Double diamond nylon sole. GBS seams.

2MM: XSM/ UK2-UK3 | SML/ UK4-UK5 | MED/ UK6-UK7 | LGE/ UK8-UK9 | XLG/ UK10-UK11

4MM: XSM/ UK2-UK3 | SML/ UK4-UK5 | MED/ UK6-UK7 | LGE/ UK8-UK9 | XLG/ UK10-UK11 | XXL/ UK12-UK13



ACTIVE SHOES - A1216

FEATURES: The Sola Active Shoe is designed for all leisure activities both in & out of the water. Constructed using quick drying neoprene with superior ventilation & flexi-form fit for ultimate comfort. The cushioned insole is easily removable for even quicker drying. The Active Shoes reinforced seams and sturdy adjustable pull tab makes for a highly robust leisure shoe.

SIZE: UK3 - EU36 | UK4 - EU37 | UK5 - EU38 | UK6 - EU40 | UK7 - EU41
UK8 - EU42 | UK9 - EU43 | UK10 - EU44 | UK11 - EU45 | UK12 - EU46



NAVY MARL



BLACK MARL

ACTIVE SOLE SHOES - A1215

FEATURES: Ergonomic design. Quick dry elastine upper. Superior ventilation. Durable soft-form sole. Easy fold. Robust pull tab. Effortless fit.

SIZE: UK JNR 10/11 - EU 28/29 | UK JNR 12/13 - EU 30/31 | UK JNR 13/1 - EU 32/33
UK 2/5 - EU 34/35 | UK 3/4 - EU 36/37 | UK 5/5.5 - EU 38/39 | UK 6/7 - EU 40/41
UK 8/9 - EU 42/43 | UK 10/11 - EU 44/45



BLUE/GRADIENT



BLACK/BURGUNDY



PINK LEAF

5MM MESH LOBSTER CLAW MITTS - A1401

FEATURES: 5MM smooth skin back. GBS seams. Joined finger design for better circulation. Palm grip.

SIZES: SML | MED | LGE | XLG

3MM SUPER STRETCH GLOVES - A1483

FEATURES: 100% 3MM super stretch. Liquid seams for total water block. Pre-bent finger design. Palm grip.

SIZES: XSM | SML | MED | LGE | XLG

3MM DL GLOVES - A1413

FEATURES: 3MM nylon double lined neoprene. GBS seams. Pre-bent finger design. Palm grip. Velcro wrist strap.

SIZE: TXS | XXS | XSM | SML | MED | LGE | XLG



3MM SUPER STRETCH MESH HOOD - A1334

FEATURES: 100% 3MM super stretch. GBS seams. Thermal fabric lining. Mesh skin panels. Toggle cord face seal. Stiff peak.

SIZES: XSM | SML | MED | LGE | XLG

3MM SUPER STRETCH PLUSH HOOD - A1333

FEATURES: 100% 3MM super stretch. GBS seams. Thermal fabric lining. Double collar seal. Toggle cord face seal. Stiff peak.

SIZES: SML | MED | LGE | XLG

3MM SMOOTH SKIN SURF CAP - A1301

FEATURES: 100% 3mm super stretch neoprene. Smoothskin for reduced windchill. Robust flatlock seams. Adjustable chin strap. Stiff peak for protection against the elements.

SIZE: XSM | SML | MED | LGE





2MM NEOPRENE BEANIE - A1331	3MM FINE MESH HOOD - A1373	PLUSH HOODED POLY PROP VEST - A1384	HOODED NEOPRENE VEST - A1385
<i>FEATURES:</i> 100% 2mm super stretch neoprene. Over-locked seams with a contoured comfortable fit.	<i>FEATURES:</i> 100% 3MM super stretch. Mesh skin panels. GBS seams.	<i>FEATURES:</i> Built in neoprene hood. Double collar seal. High density insulated fabric. Draws water away from the body. Toggle cord face seal. Stiff peak.	<i>FEATURES:</i> 100% super stretch neoprene. 3MM hood. 1.5MM vest. GBS seams. Thermal fabric lining. Toggle cord face seal. Stiff peak.
SIZE: SML/MED LGE/XLG	SIZES: XSM SML MED LGE XLG	SIZES: SML MED LGE XLG	SIZES: SML MED LGE





**SCREAM: 50N OVERHEAD - A0915**

FEATURES: Closed cell foam inner. 100% nylon outer. High fitting for maximum flexibility. Large front storage pouch with zipper. Adjustable side & shoulder straps. Neoprene shoulder support. Fleecy hand warmer pocket. Large zip pocket for hydration pouch. Emergency whistle. 50N buoyancy aid that conforms to EU safety standards. EN ISO 12402-5

SIZE: XSM/SML - 30/50KG | MED/LGE - 50/70KG | XLG/XXL - 70/100KG

SCREAM SIZE CHART

A0915	CHEST SIZE	BODY WEIGHT	MIN. BUOY-ANCY
XSM/SML	71CM/91CM	30-50KG	55N
MED/LGE	91CM/111CM	50-70KG	75N
XLG/XXL	111CM/127CM	70-100KG	85N



FRENZY 50N FRONT ZIP - A0914

FEATURES: Closed cell foam inner. 100% nylon outer. YKK heavy duty front zipper. High fitting for maximum flexibility. Front storage zip pocket. Webbing belt with a sturdy adjustable quick release buckle. 50N buoyancy aid that conforms to EU safety standards. EN ISO 12402-5

SIZE: XSM/SML - 30/50KG | MED/LGE - 50/70KG | XLG/XXL - 70/100KG

FRENZY SIZE CHART

A0915	CHEST SIZE	BODY WEIGHT	MIN. BUOY- ANCY
XSM/SML	71CM/91CM	30-50KG	40N
MED/LGE	91CM/111CM	50-70KG	45N
XLG/XXL	111CM/127CM	70-100KG	50N



ADULT LONGJOHN - A1706

FEATURES: Super stretch 3MM neoprene. Flatlocked seams. Featherlight SS-1 foam. Ballistic nylon kneepads. Anti-snap fabrics. Anatomical pre-bent design. Double diamond fabric on seat.

SIZES: SML | MSM | MED | MTL | MLG | LGE | XLG | XXL



CHARGE TAPED SPRAY TOP - A1901

FEATURES: PU breathable fabric. 100% taped seams. Waterproof & windproof. Adjustable non-abrasive dartex seals. 2-ply pockets. Neoprene waistband.

ADULT SIZES: SML | MED | LGE | XLG | XXL

KIDS SIZES: JSM | JMD | JLG



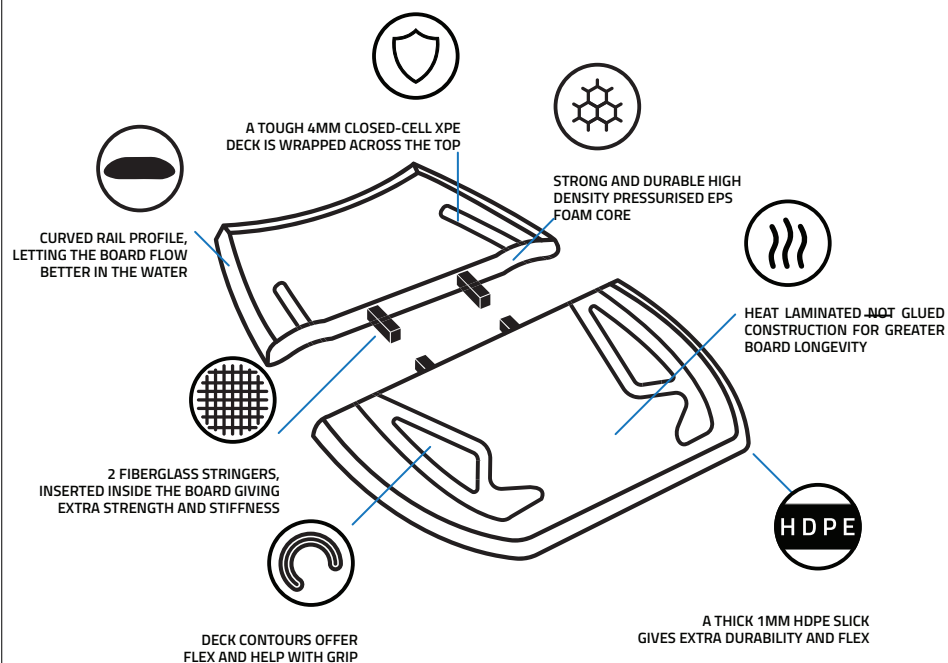
THE 48

THE 48 BODYBOARDS - A2422

048 (48")

FEATURES: Strong EPS core. 4MM closed-cell XPE deck. 2 fiberglass stringers. 1MM HDPE slick bottom. Heat laminated construction. Swivel coil leash.

48 CONSTRUCTION





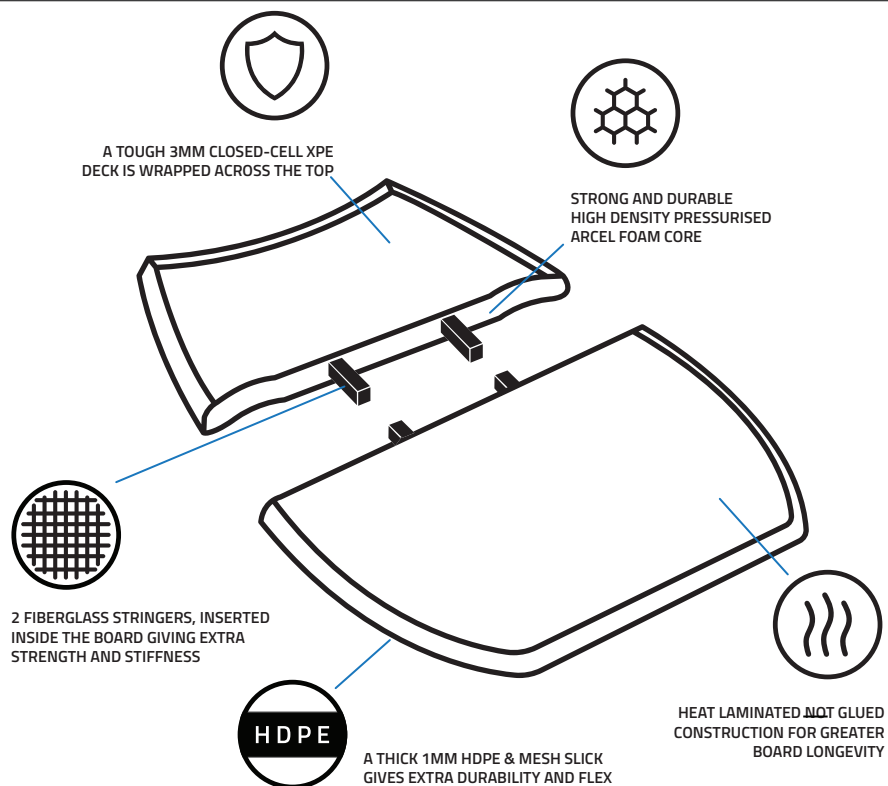
WEDGE BODYBOARDS - WED

042 (42")

FEATURES: Arcel core. IXPE deck. 2 fiberglass stringers. HDPE bottom. Heat laminated construction. Swivel coil leash.

PACK OF 6 ASSORTED COLOURS

WEDGE CONSTRUCTION





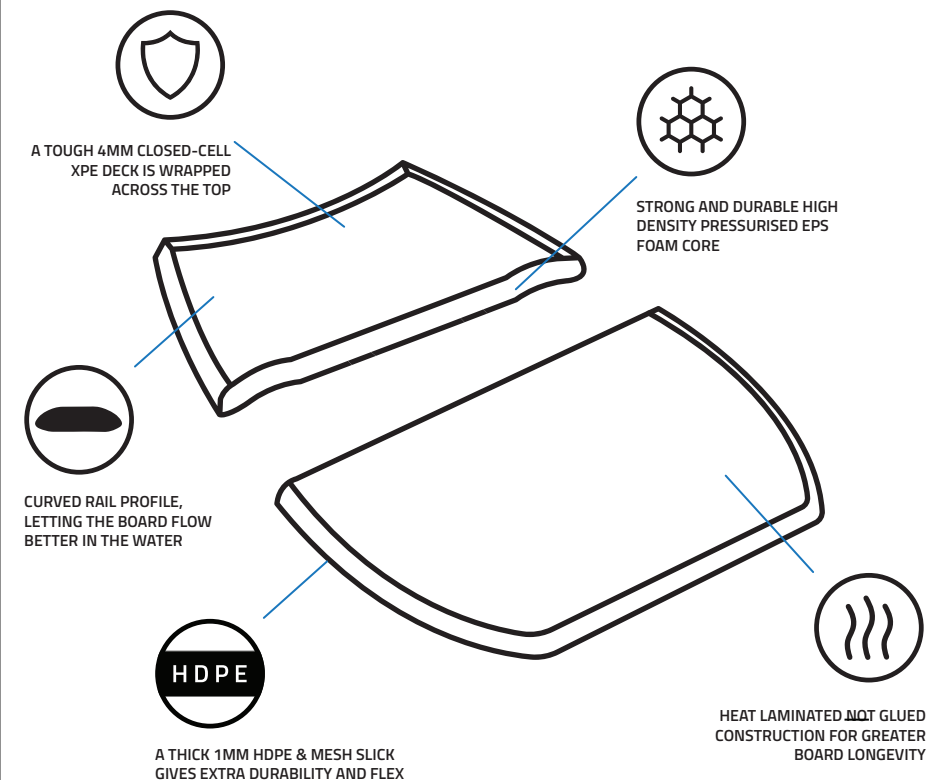
REVOLVER BODYBOARDS - REV

037 (37") | 039 (39") | 042 (42") | 045 (45")

FEATURES: Strong high density EPS core. HDPE + mesh slick. Crescent tail. 4MM closed cell XPE deck skin. Double rails. Coil wrist leash with neoprene cuff.

PACK OF 6 ASSORTED COLOURS

REVOLVER CONSTRUCTION





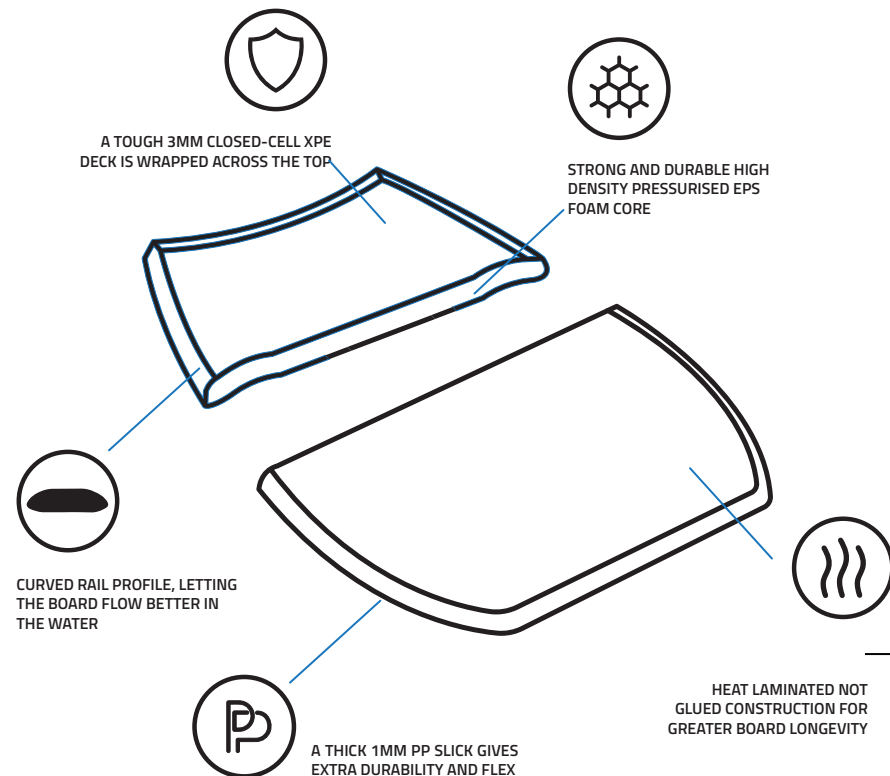
JUICE BODYBOARDS - A2420

033 (33") | 037 (37") | 039 (39") | 042 (42")

FEATURES: EPS core. PP slick. Crescent tail. 3MM closed cell XPE deck skin. Bottom graphic. Double rails. PP leash with velcro wrist cuff.

PACK OF 6 ASSORTED COLOURS

JUICE CONSTRUCTION



SOLA WOODEN BELLYBOARD - A2430

FEATURES: Made from sustainable 7" ply birch wood and finished with a water-resistant eco varnish creating a strong and durable board. *PACK OF 6*
SIZES: H 120CM



SUSTAINABLE 7 PLY
BIRCH WOOD



ECO VARNISH



2X LASER BURN LOGO'S

KINETIC BODYBOARD FINS - TD004

FEATURES: Ergonomically designed soft foot pocket. Drain hole. Stiff blade.

SIZES: SML/5 - 5.5 | MED/6.5 - 7 | LGE/8 - 8.5 | XLG/9.5 - 10.5 | XXL/11 - 11.5




FIN TEATHER - A0528

FEATURES: One size. 3MM neoprene padded inner. No more lost fins! Easy release velcro cuff.



SURGE BODYBOARD BAG - A1002

FEATURES: PU lined durable nylon outer. Drainage holes. Spacious front pocket. Padded shoulder straps. Nylon zipper with rustproof slider. *SIZES:* 114X59X7.5CM



360 BODYBOARD BAG - A1003

FEATURES: Durable nylon padded outer, lined with heat reflective durable tarpee inner. Mesh drainage. Spacious double front pocket. Padded shoulder straps. Nylon zipper with rustproof slider. *SIZES:* 114X59X7.5CM




INVERT BODYBOARD BAG - A1004

FEATURES: Durable nylon padded outer liner with heat reflective durable tarpee inner. Mesh drainage. Spacious double front pocket. Padded shoulder straps. Nylon zipper with rustproof slider. *SIZES:* 114X59X7.5CM



SOFTBOARDS &

BOARD ACCESSORIES



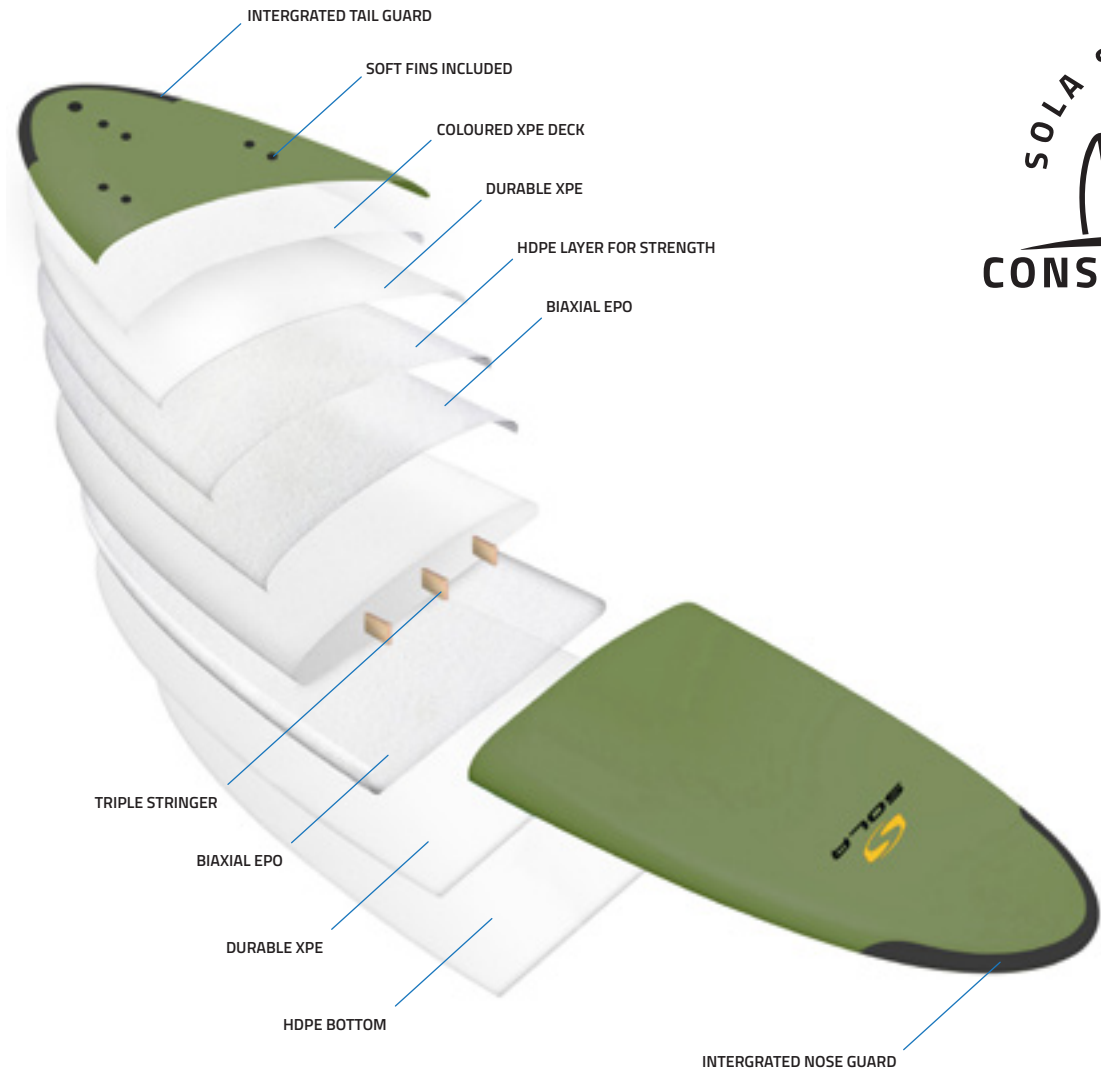
SOFT FINS



TAIL GUARD



NOSE GUARD



SOFTBOARDS - A2000

SIZES: 6FT | 7FT | 8FT | 9FT



BLUE/ ORANGE



YELLOW/ TURQUOISE



KHAKI



SURFBOARD SOCKS

FEATURES: Durable stretch terry towelling fabric. Padded nylon nose protector. Internal wax pouch. Drawstring closure.

SHORTBOARD BOARD SOCK - A1601 (6'3")

SIZES: 6'3"



FUNBOARD BOARD SOCK - A1602 (6'0") | A1603 (6'7")

SIZES: 6'0" | 6'7"



MINI MAL BOARD SOCK - A1610 (8'0")

SIZES: 8'0"



LONGBOARD BOARD SOCK - A1612 (9'2")

SIZES: 9'2"



SURFBOARD BOARD BAGS

FEATURES: Heat reflective 6MM outer shell. Highly durable tarp. Internal wax pouch. Padded grab handle. Removable shoulder strap. Nylon zipper with rustproof slider. *Longboard bag with fin slot.

HYBRID 6MM BOARD BAG - A1605 (6'0") | A1606 (6'7") | A1607 (7'0")

SIZES: 6'0" | 6'7" | 7'0"

MINI MAL 6MM BOARD BAG - A1608 (7'6") | A1611 (8'0")

SIZES: 7'6" | 8'0"

LONGBOARD 6MM BOARD BAG* - A1614 (9'0")

SIZES: 9'0"



PADDED GRAB HANDLE & REMOVABLE SHOULDER STRAP



NYLON ZIPPER WITH RUSTPROOF SLIDER



SURFBOARD LEASHES

FEATURES: Moulded ends with double swivel. Maximum strength. Quick release cuff. Key pocket. Triple wrapped rail saver with built in leash plug cord.



5FT 6" COMP - A2406
SIZES: 5'6 | 5MM THICKNESS



6FT LEASH - A2406
SIZES: 6'0 | 7MM THICKNESS



7FT LEASH - A2407
SIZES: 7'0 | 7MM THICKNESS



8FT LEASH - A2408
SIZES: 8'0 | 7MM THICKNESS



9FT LEASH - A2409
SIZES: 9'0 | 7MM THICKNESS



10FT LEASH - A2410
SIZES: 10'0 | 8MM THICKNESS



WRIST LEASH - A2404
SIZES: ONE SIZE

FEATURES: Moulded ends with double swivel. Coiled urethane cord. Quick release cuff.

ACCESSORIES

CHANGE MAT - A0030

FEATURES: Size 90cm. Durable waterproof changing mat. Double drawstring with barrel lock closure. Built in handles. Astro turf base to trap dirt & improve comfort on hard or uneven ground.



COLLAPSIBLE WETSUIT BUCKET - A0033

FEATURES: Diameter 44cm x 38cm. 60 liters. 55MM thick closed cell foam in the base of bucket. Tough waterproof fabric. Webbed shoulder strap. Welded seams. Collapsible when not in use.



INSIDE PADDING

DRY BAG HOLDALL - A0027

FEATURES: Extremely heavy duty. Large zipper allows bag to be fully opened. Adjustable shoulder strap, double width for comfort. Wrap around webbing for the utmost durability and strength. Perfect length handle to carry over your shoulder or by your side.



DRY BAGS - 2.5L - 100L

FEATURES: Roll down or side clip closing options. Snap shut pro grade buckle. Watertight opening and closing. Heavy duty sturdy construction. Extendable shoulder straps.

A2140-025 (25L)

A2140-015 (15L)

A2140-05 (5L)

A0026 (2.5L)



2.5L, 5L, 15L & 25L are carried with a shoulder strap



A2140-050 (50L)

A2140-100 (100L)



50L & 100L are carried with backpack straps



DOUBLE CHAMBER BACKPACK - A2150

FEATURES: Size 30L. Double chamber inner to separate dry and wet clothes. Air flow back panel. Waterproof outer. Roll down or side clip closing options. Waterproof front zipped compartment. Double drinks holder. Padded shoulder straps and handle. Adjustable chest strap with buckle.



BLACK



MINT



DOUBLE CHAMBER INNER



WATERPROOF AQUA POUCH - A2120

FEATURES: Triple zip lock - 100% waterproof. Tested to IPX8 standard. Adjustable waist strap. Made from durable PVC. Welded seams. Helps keep belongings safe and secure.



BLACK



BLUE



WATERPROOF ACCESSORY CASE - A2170

FEATURES: Size 18 x 10cm. Storage space 18cm x 10cm. Waterproofing for valuables such as mobile phones, bank cards & keys. Easy operation of your mobile phone from outside the case. Comfortable to carry thanks to the integrated webbing. Enables good touch sensitivity. Easy opening and closing.



ADULT ADJUSTABLE SNORKEL FINS - MFS02

FEATURES: Open heel fits. Quality materials for high performance. Balanced flexibility. Easy adjustable with quick release buckle. Vented blade.

SIZES: S/M - 37/41 | L/XL - 42/47



REUSABLE MESH STORAGE BAG

ADULT MASK & SNORKEL SET - MFS03

FEATURES: One size. Hardened, tempered safety glass. Anti-allergic silicone mask strap & skirt. Polycarbonate frame. Adjustable strap. Anatomically formed mouthpiece. Flexible snorkel tube with purge valve. Integrated strap holder for mask. Saltwater resistant.



SOFT RACKS - A2301

FEATURES: One size (49cm x 9cm x 5cm). Easy to fit and remove through doors. Holds 2-3 boards. Flat bottom pads reduce roll. Extra firm nylon pads. PVC panels on pads to reduce wax build up. Sturdy metal buckles & webbing straps. Colour coded straps. Reusable portable bag.



NEOPRENE CAR SEAT COVER - A2330

FEATURES: 3.5MM thick. Double lined neoprene upper. Non-slip, closed cell mesh under. Durable bound edges. Easy fit elastic seat connectors. UV protection. Watertight GBS seams. Easy to remove & clean.



PADDED ROOF BAR (PAIR) - A1609

FEATURES: Size 44cm - 90cm. Designed to fit most factory car racks. Durable 600D polyester material. Hook and loop closure. Sola branding.

44cm



90cm



ROOF RACK STRAPS (PAIR) - A0771 (3M) | A0772 (5M)

FEATURES: Size 3M - 5M. Heavy duty cam buckle with neoprene pad to prevent scratching. Reusable carry box.



SOLA TOWEL CHANGING ROBE - A1051

FEATURES: 100% 300GSM super soft cotton. Wide arm openings for easy fitting. Great for keeping warm after being in the water and ideal for changing outdoors.

SIZES: S/M - 90X90CM | L/XL - 90X100CM | XXL - 120CM



BLACK



MINT



SOLA TOWEL - A1069

FEATURES: Size 75 x 150cm. 100% cotton velour.



FOUTA BEACH TOWEL - A1073

FEATURES: Size 90 x180cm. Prewashed lightweight beach towel. Highest weaving quality, absorbent, durable and very soft. Perfect for using at the beach, at home, sauna and picnic. A modern and simplistic design whilst staying lightweight and easy to carry. Absorbent & quick drying due to the quality of cotton.



ROSE

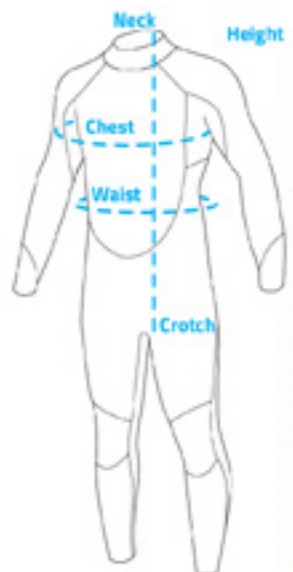


PEACOCK



GRASS

SOLA SIZE CHARTS



MENS WETSUITS

SIZE	Height (ft - cm)	Chest (inch - cm)	Waist (inch - cm)
SML	5'4" - 5'6" 162 - 167	33" - 35" 84 - 89	28" - 31"
MSM	5'6" - 5'8" 167 - 172	35" - 37" 89 - 94	30" - 32"
MST	5'8" - 5'10" 172 - 177	37" - 39" 94 - 99	32" - 34"
MED	5'10" - 5'12" 177 - 183	39" - 41" 99 - 104	34" - 36"
MTL	5'12" - 6'0" 183 - 188	41" - 43" 104 - 109	36" - 38"
MLG	6'0" - 6'2" 188 - 193	43" - 45" 109 - 114	38" - 40"
LGS	6'2" - 6'4" 193 - 196	45" - 47" 114 - 119	40" - 42"
LGE	6'4" - 6'6" 196 - 201	47" - 49" 119 - 124	42" - 44"
XLS			
XLG			
XXL			
3XL			

LADIES WETSUITS

SIZE	Height (ft - cm)	Chest (inch - cm)	Waist (inch - cm)
4	5'0" - 5'3" 152 - 157	30" - 32" 76 - 81	20" - 22" 51 - 56
6	5'1" - 5'3" 154 - 160	32" - 33" 81 - 83	22" - 24" 56 - 61
8	5'2" - 5'5" 157 - 165	33" - 35" 83 - 88	24" - 26" 61 - 66
10	5'5" - 5'8" 165 - 172	35" - 37" 88 - 94	26" - 28" 66 - 71
10T	5'7" - 5'10" 170 - 177	35" - 37" 88 - 94	26" - 28" 66 - 71
12	5'7" - 5'10" 170 - 177	37" - 39" 94 - 99	28" - 30" 71 - 76
12T	5'8" - 5'11" 172 - 180	41" - 43" 104 - 109	28" - 30" 71 - 76
14	5'8" - 5'11" 172 - 180	39" - 41" 99 - 104	29" - 31" 74 - 79
16	5'9" - 6'0" 172 - 182	41" - 43" 104 - 109	30" - 32" 76 - 81
18	5'10" - 6'0" 177 - 185	43" - 45" 109 - 114	31" - 34" 79 - 84
20	6'3" - 6'5" 190 - 196	45" - 47" 114 - 119	33" - 35" 82 - 86

KIDS WETSUITS

SIZE	Age	Chest (inch - cm)	Waist (inch - cm)	Inside Leg (inch - cm)
QXS	1 - 2	20.5" - 52	18.5" - 47	15" - 37.5
TXS	2 - 3	21.5" - 54	20" - 50	16" - 40
XXS	3 - 4	22.5" - 57	21" - 53	17" - 43.5
XSM	5 - 6	24" - 60	22" - 55	18.5" - 47
SML	7 - 8	25" - 63	23" - 58	20" - 51
MED	8 - 9	26" - 66	24" - 60	22" - 55
LGE	10 - 11	27" - 69	24.5" - 62	23.5" - 59.5
XLG	11 - 12	29" - 73	25.5" - 64	25.5" - 64
XXL	12 - 13	30" - 76	26" - 65	27" - 68.5
3XL	13 - 14	31" - 79	26.5" - 67	28.5" - 73



Products: A1401, A1413, A1483

*Base of palm to tip of middle finger.
Match these measurements to the chart above, this
will give you an estimated glove size best fitted for you.

GLOVES

SIZE	Palm Width	Length*
TXS	8cm	16.5cm
XXS	8cm	17cm
XSM	8.5cm	17.5cm
SML	9cm	18.5cm
MED	9.5cm	19.5cm
LGE	10.5cm	20.5cm
XLG	11cm	21cm



*Length is measured from shoulder to hem.
This is an oversized garment and should be
worn with the hem between the ankle and knee.

ADULT CHANGING COAT

SIZE	Height	Garment Length*
SML	4'5" - 5'2"	99cm
MED	5'2" - 5'10"	115cm
LGE	5'5" - 6'3"	124cm
XLG	5'10" - 6'8"	140cm

KIDS CHANGING COAT

SIZE	Height	Garment Length*
JSM (3-5YRS)	up to 3'7"	75cm
JMD (6-8YRS)	up to 4'2"	80cm
JLG (9-12YRS)	up to 4'6"	85cm

HEAD MEASUREMENTS

Match your head measurements to the
chart and this will give you an estimated
size best fitted for you.



SIZE	XSM	SML	MED	LGE	XLG
CM	52 - 53	54 - 55	56 - 57	58 - 59	60 - 61
INCH	20.5" - 20.9"	21.2" - 21.7"	22" - 22.4"	22.8" - 23.2"	23.6" - 24"

SOLA

FIND OUT MORE AT TRADEWETSUITS.COM




STAY IN TOUCH

ADDRESS:
Sola Wetsuits,
Moorswater Industrial Estate,
Liskeard, Cornwall,
PL14 4LN,
UK

 SALES@SOLA.CO.UK

 TRADEWETSUITS.COM

 +44 (0) 1579 340 100

  @SOLAWETSUITS



OPEN YOUR PHONE
CAMERA & SCAN ME.

OR GO TO
TRADEWETSUITS.COM

PHOTO CREDIT FRONT
COVER: _jackogrady_ BACK
COVER: _jackogrady_

SOLA 2026