



 **SOLA**

BUILT BY SURFERS, FOR SURFERS

2024





With over 50 years of experience in manufacturing and designing wetsuits, Sola has been at the forefront of wetsuit innovation and watersports development. Making top quality products which are designed by surfers, for surfers.



# CONTENTS

MATERIALS & CONSTRUCTION	4 - 5	GLOVES	50
WINTER WETSUITS	6 - 19	KAYAKING & SAILING	52 - 55
Mens			
Ladies		INFLATABLE STAND-UP	56 - 57
Kids		PADDLE BOARDS	
SUMMER WETSUITS	20 - 31	BODYBOARDS, BELLYBOARDS	58 - 63
Mens		& BODYBOARD ACCESSORIES	
Ladies		SOFTBOARD & SURFBOARD	64 - 67
Kids		ACCESSORIES	
LADIES SPRINGSUIT	32	ACCESSORIES	68 - 74
LADIES WETSUIT JACKET	33	SIZE CHART	75
SCHOOL SUITS	34 - 37		
OPEN WATER SWIMMING	38 - 39		
WATERPROOF CHANGING COAT	40 - 41		
RASH VESTS	42 - 43		
FOOTWEAR	44 - 47		
HEADWEAR	48 - 49		



# TECHNICAL FEATURES

SOLA 2024

## WETSUIT NEOPRENE



### ULTRALIGHT



Super light neoprene for added warmth and flexibility. Improved insulation.



### 4-WAY STRETCH



Highly flexible neoprene. Improves movement.

## WETSUIT CONSTRUCTION

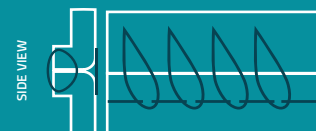


### GLUED & BLIND STITCHED



Strong, durable and watertight construction.

TOP VIEW



A blind stitch uses a curved needle and penetrates the neoprene only partway through. Since the holes are only partial, this stitch provides the best cold water protection and is the industry standard. Most blind stitches are reinforced with tape and/ or glue for extra durability and water protection.




### FLATLOCKED



Flat and comfortable.

TOP VIEW



A more durable stitch used in most summer wetsuits. Triple needles penetrate and bind layers of neoprene together providing a strong but flat stitch for comfort and strength. Not as water tight as blind stitching but very hardwearing.

## WETSUIT LINING



### QUICK DRYING



Allows for a quicker drying time.



### THERMAL PLUSH LINING



Lightweight and flexible, giving improved movement and warmth.





#### LIQUID TAPE



100% waterproof. Seams are sealed with liquid rubber.



#### FOCUSED NEO TAPING



Flexible spot taping in strategic areas for extra strength.



#### MESH SKIN



Chest and back panels. Increases the warmth of the suit and helps to reduce wind-chill.



#### NEO TAPING



Flexible taping along seams for added strength. Limits water penetration and increases warmth.



#### DOUBLE DIAMOND



Durable, double knit nylon fabric protects high-wear areas.

## WETSUIT ENTRY



#### FRONT ZIP



Front entry system. YKK zip.



#### BACK ZIP



Back entry system. YKK zip.

## NEOPRENE THICKNESS



The neoprene used in Sola wetsuits varies in thickness. Measured in millimeters as indicated by these icons. The basic rule is, the colder the water the thicker the neoprene.

WINTER



# WINTER WETSUITS

**MENS OBSIDIAN FZ 6/5/4 - A1510**  
 SIZE: SML | MSM | MED | MTL | MLG | LGE | XLG



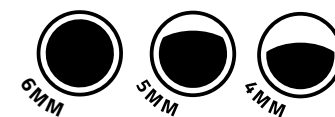
BLACK

# OBSIDIAN 6/5/4

4 WAY SUPER-STRETCH | BLINDSTITCHED | NEO TAPING



INTERNAL VIEW



THICKNESS

°C 8°C-12°C 12°C-15°C 15°C-18°C 18°C-21°C+



## CONSTRUCTION

FRONT ENTRY MINI YKK ZIP WITH LOCKDOWN ANTI FLUSH SYSTEM. DOUBLE DIAMOND KNIT NYLON KNEEPADS AND BUILT IN MESH HOOD. THERMAL PLUSH INTERIOR LINING.



## ADVANCED SEAMS

100% GLUED AND BLIND STITCHED FOR ZERO WATER PENETRATION. DURABLE INTERNAL TAPING.



## ULTRA LIGHT MATERIALS

6/5/4MM 100% INSULIGHT 4-WAY SUPERSTRETCH NEOPRENE. FEATHERLIGHT SS-1 FOAM FOR A LIGHTER MORE COMFORTABLE SUIT. ANATOMICALLY CONTOURED FIT WITH MINIMAL PANEL LAYOUT FOR ADDED HEAT RETENTION & RANGE OF MOVEMENT.



## NEO TAPING

FLEXIBLE NEOPRENE TAPE INTERNALLY FOR ADDED DURABILITY & BIAXIAL SPOT TAPE IN CRITICAL POSITIONS. LIMITS WATER PENETRATION & INCREASES WARMTH.



# MENS INFERNO FZ 5/4 - A1501

SIZE: SML | MSM | MED | MTL | MLG | LGE | XLG | XXL

SOLA 2024



BLACK

# INFERNO 5:4



INTERNAL VIEW



THICKNESS

°C 8°C-12°C 12°C-15°C 15°C-18°C 18°C-21°C+



CONSTRUCTION

FRONT ENTRY MINI YKK ZIP WITH LOCKDOWN ANTI FLUSH SYSTEM. DOUBLE DIAMOND KNIT NYLON KNEEPADS, GLIDESKIN COLLAR & QUICK DRY INTERIOR THERMAL LINING.



ADVANCED SEAMS

100% GLUED AND BLIND STITCHED FOR ZERO WATER PENETRATION. DURABLE INTERNAL TAPING. LIQUID TAPE SEALED OUTER SEAMS.



ULTRA LIGHT MATERIALS

5/4MM 100% INSULIGHT 4-WAY SUPERSTRETCH NEOPRENE. FEATHERLIGHT SS-1 FOAM FOR A LIGHTER MORE COMFORTABLE SUIT. ANATOMICALLY CONTOURED FIT WITH MINIMAL PANEL LAYOUT FOR ADDED HEAT RETENTION & RANGE OF MOVEMENT.



NEO TAPING

FLEXIBLE NEOPRENE TAPE INTERNALLY FOR ADDED DURABILITY & BIAXIAL SPOT TAPE IN CRITICAL POSITIONS. LIMITS WATER PENETRATION & INCREASES WARMTH.



# MENS MAGMA FZ 5/4 - A1504

SIZE: SML | MSM | MED | MTL | MLG | LGE | XLG

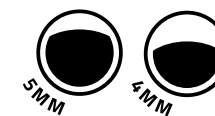


GREY/ NAVY STRIPE

# MAGMA 5:4



INTERNAL VIEW



THICKNESS

°C 8°C-12°C 12°C-15°C 15°C-18°C 18°C-21°C+



## CONSTRUCTION

FRONT ENTRY MINI YKK ZIP WITH LOCKDOWN ANTI FLUSH SYSTEM. DOUBLE DIAMOND KNIT NYLON KNEEPADS, GLIDESKIN COLLAR & THERMAL PLUSH INTERIOR LINING.



## ULTRA LIGHT MATERIALS

5/4MM 100% INSULIGHT 4-WAY SUPERSTRETCH NEOPRENE. FEATHERLIGHT SS-1 FOAM FOR A LIGHTER MORE COMFORTABLE SUIT. ANATOMICALLY CONTOURED FIT WITH MINIMAL PANEL LAYOUT FOR ADDED HEAT RETENTION & RANGE OF MOVEMENT.



## ADVANCED SEAMS

100% GLUED AND BLIND STITCHED FOR ZERO WATER PENETRATION.



## NEO TAPING

FLEXIBLE NEOPRENE TAPE INTERNALLY FOR ADDED DURABILITY & BIAXIAL SPOT TAPE IN CRITICAL POSITIONS. LIMITS WATER PENETRATION & INCREASES WARMTH.

# MENS BLAZE BZ 5/4 - A1502

SIZE: SML | MSM | MED | MTL | MLG | LGE | XLG | XXL

blaze 5:4

SOLA 2024



GREY/ BURGUNDY MELANGE

BLACK



INTERNAL VIEW



THICKNESS

°C 8°C-12°C 12°C-15°C 15°C-18°C 18°C-21°C+



## CONSTRUCTION

BACK ENTRY YKK ZIP WITH METAL SLIDER. DOUBLE DIAMOND KNIT NYLON KNEEPADS. DOUBLE LINED COLLAR WITH VELCRO CLOSURE.



## ADVANCED SEAMS

GLUED AND BLIND STITCHED FOR ZERO WATER PENETRATION. CRITICAL POSITION NEO TAPING FOR DURABILITY.



## ULTRA LIGHT MATERIALS

5/4MM 50% INSULIGHT 4-WAY SUPERSTRETCH NEOPRENE. FEATHERLIGHT SS-1 FOAM FOR A LIGHTER MORE COMFORTABLE SUIT. ANATOMICALLY CONTOURED FIT WITH MINIMAL PANEL LAYOUT FOR ADDED HEAT RETENTION & RANGE OF MOVEMENT.



## NEO TAPING

BIAXIAL SPOT TAPE IN CRITICAL POSITIONS FOR DURABILITY. LIMITS WATER PENETRATION & INCREASES WARMTH.

\*STOCK IN MESH AND DOUBLE LINED PANELS

# LADIES NOVA FZ 5/4 - A1506

SIZE: 06 | 08 | 10 | 12 | 14 | 16 | 18

# NOVA 5/4




BLACK/ SLATE



BLACK



INTERNAL VIEW



THICKNESS

°C 8°C-12°C 12°C-15°C 15°C-18°C 18°C-21°C+



## CONSTRUCTION

FRONT ENTRY MINI YKK ZIP WITH LOCKDOWN ANTI FLUSH SYSTEM. DOUBLE DIAMOND KNIT NYLON KNEEPADS. DOUBLE LINED COLLAR WITH VELCRO CLOSURE.



## ADVANCED SEAMS

GLUED AND BLIND STITCHED FOR ZERO WATER PENETRATION. CRITICAL POSITION NEO TAPING FOR DURABILITY.



## ULTRA LIGHT MATERIALS

5/4MM 50% INSULIGHT 4-WAY SUPERSTRETCH NEOPRENE. FEATHERLIGHT SS-1 FOAM FOR A LIGHTER MORE COMFORTABLE FIT. ANATOMICALLY CONTOURED FIT WITH MINIMAL PANEL LAYOUT FOR ADDED HEAT RETENTION & RANGE OF MOVEMENT.



## NEO TAPING

BIAXIAL SPOT TAPE IN CRITICAL POSITIONS FOR DURABILITY. LIMITS WATER PENETRATION & INCREASES WARMTH.



# LADIES STAR BZ 5/4 - A1503

SIZE: 06 | 08 | 10 | 12 | 14 | 16 | 18

SOLA 2024



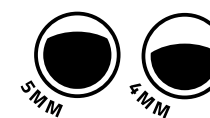
BLACK/ BURGUNDY



BLACK/ BLACK



INTERNAL VIEW



THICKNESS

°C 8°C-12°C 12°C-15°C 15°C-18°C 18°C-21°C+



CONSTRUCTION

BACK ENTRY YKK ZIP WITH METAL SLIDER. DOUBLE DIAMOND KNIT NYLON KNEEPADS. DOUBLE LINED COLLAR WITH VELCRO CLOSURE.



ADVANCED SEAMS

GLUED AND BLIND STITCHED FOR ZERO WATER PENETRATION. CRITICAL POSITION NEO TAPING FOR DURABILITY.



ULTRA LIGHT MATERIALS

5/4MM 50% INSULIGHT 4-WAY SUPERSTRETCH NEOPRENE. FEATHERLIGHT SS-1 FOAM FOR A LIGHTER MORE COMFORTABLE SUIT. ANATOMICALLY CONTOURED FIT WITH MINIMAL PANEL LAYOUT FOR ADDED HEAT RETENTION & RANGE OF MOVEMENT.



NEO TAPING

BIAXIAL SPOT TAPE IN CRITICAL POSITIONS FOR DURABILITY. LIMITS WATER PENETRATION & INCREASES WARMTH.

# KIDS SYSTEM FZ 5/4 - A1507

SIZE: LGE | XLG | XXL | 3XL

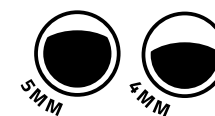
# SYSTEM 5:4



BLACK



INTERNAL VIEW



THICKNESS

°C 8°C-12°C 12°C-15°C 15°C-18°C 18°C-21°C+



## CONSTRUCTION

FRONT ENTRY MINI YKK ZIP WITH LOCKDOWN ANTI FLUSH SYSTEM. DOUBLE DIAMOND KNIT NYLON KNEEPADS, GLIDESKIN COLLAR & QUICK DRY INTERIOR THERMAL LINING.



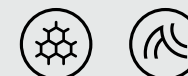
## ULTRA LIGHT MATERIALS

5/4MM 100% INSULIGHT 4-WAY SUPERSTRETCH NEOPRENE. FEATHERLIGHT SS-1 FOAM FOR A LIGHTER MORE COMFORTABLE SUIT. ANATOMICALLY CONTOURED FIT WITH MINIMAL PANEL LAYOUT FOR ADDED HEAT RETENTION & RANGE OF MOVEMENT.



## ADVANCED SEAMS

GLUED AND BLIND STITCHED FOR ZERO WATER PENETRATION. DURABLE INTERNAL NEO TAPING.



## NEO TAPING

FLEXIBLE NEOPRENE TAPE INTERNALLY FOR ADDED DURABILITY & BIAXIAL SPOT TAPE IN CRITICAL POSITIONS. LIMITS WATER PENETRATION & INCREASES WARMTH.

# KIDS FIRE BZ 5/4 - A1508

SIZE: SML | MED | LGE | XLG | XXL | 3XL

SOLA 2024



GREY/PINK

GREY/LIME

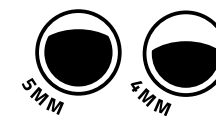

BLACK

# FIRE 5:4



INTERNAL VIEW

50% STRETCH



THICKNESS

°C 8°C 12°C 12°C 15°C 15°C 18°C 18°C-21°C+



## CONSTRUCTION

BACK ENTRY YKK ZIP WITH METAL SLIDER. DOUBLE DIAMOND KNIT NYLON KNEEPADS. DOUBLE LINED COLLAR WITH VELCRO CLOSURE.



## ADVANCED SEAMS

GLUED AND BLIND STITCHED FOR ZERO WATER PENETRATION. CRITICAL POSITION NEO TAPING FOR DURABILITY.



## ULTRA LIGHT MATERIALS

5/4MM 50% INSULIGHT 4-WAY SUPERSTRETCH NEOPRENE. FEATHERLIGHT SS-1 FOAM FOR A LIGHTER MORE COMFORTABLE SUIT. ANATOMICALLY CONTOURED FIT WITH MINIMAL PANEL LAYOUT FOR ADDED HEAT RETENTION & RANGE OF MOVEMENT.



## NEO TAPING

BIAXIAL SPOT TAPE IN CRITICAL POSITIONS FOR DURABILITY. LIMITS WATER PENETRATION & INCREASES WARMTH.



# MENS H2O FZ 4/3 - A1704

SIZE: SML | MSM | MED | MTL | MLG | LGE | XLG


# H2O 4:3



BLACK/ NAVY RIBBED STRIPE



INTERNAL VIEW



THICKNESS



## CONSTRUCTION

FRONT ENTRY MINI YKK ZIP WITH LOCKDOWN ANTI FLUSH SYSTEM. DOUBLE DIAMOND KNIT NYLON KNEEPADS, GLIDESKIN COLLAR.



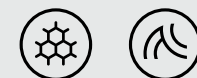
## ADVANCED SEAMS

GLUED AND BLIND STITCHED FOR ZERO WATER PENETRATION. DURABLE INTERNAL NEO TAPING.



## ULTRA LIGHT MATERIALS

4/3MM 100% INSULIGHT 4-WAY SUPERSTRETCH NEOPRENE. FEATHERLIGHT SS-1 FOAM FOR A LIGHTER MORE COMFORTABLE SUIT. ANATOMICALLY CONTOURED FIT WITH MINIMAL PANEL LAYOUT FOR ADDED HEAT RETENTION & RANGE OF MOVEMENT.



## NEO TAPING

NEOPRENE TAPE INTERNALLY FOR ADDED DURABILITY & BIAXIAL SPOT TAPE IN CRITICAL POSITIONS. LIMITS WATER PENETRATION & INCREASES WARMTH.

# MENS H2O BZ 4/3 - A1707

SIZE: SML | MSM | MED | MTL | MLG | LGE | XLG

SOLA 2024



NAVY



BLACK/ NAVY MARL

# H2O 4:3



INTERNAL VIEW



THICKNESS

°C 8°C 12°C 12°C 15°C 15°C 18°C 18°C 21°C+



CONSTRUCTION

BACK ENTRY YKK ZIP WITH METAL SLIDER. DOUBLE DIAMOND KNIT NYLON KNEEPADS. DOUBLE LINED COLLAR WITH VELCRO CLOSURE.



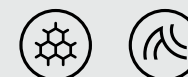
ADVANCED SEAMS

GLUED AND BLIND STITCHED FOR ZERO WATER PENETRATION. DURABLE INTERNAL NEO TAPING.



ULTRA LIGHT MATERIALS

4/3MM 100% INSULIGHT 4-WAY SUPERSTRETCH NEOPRENE. FEATHERLIGHT SS-1 FOAM FOR A LIGHTER MORE COMFORTABLE SUIT. ANATOMICALLY CONTOURED FIT WITH MINIMAL PANEL LAYOUT FOR ADDED HEAT RETENTION & RANGE OF MOVEMENT.



NEO TAPING

FLEXIBLE NEOPRENE TAPE INTERNALLY FOR ADDED DURABILITY & BIAXIAL SPOT TAPE IN CRITICAL POSITIONS. LIMITS WATER PENETRATION & INCREASES WARMTH.

# LADIES H2O BZ 4/3 - A1708

SIZE: 06 | 08 | 10 | 12 | 14 | 16 | 18

# H2O 4:3




BLACK/ SLATE



BLACK/ FLORAL



INTERNAL VIEW



THICKNESS

°C 8°C-12°C 12°C-15°C 15°C-18°C 18°C-21°C+



CONSTRUCTION

BACK ENTRY YKK ZIP WITH METAL SLIDER. DOUBLE DIAMOND KNIT NYLON KNEEPADS. DOUBLE LINED COLLAR WITH VELCRO CLOSURE.



ADVANCED SEAMS

GLUED AND BLIND STITCHED FOR ZERO WATER PENETRATION. DURABLE INTERNAL NEO TAPING.



ULTRA LIGHT MATERIALS

4/3MM 100% INSULIGHT 4-WAY SUPERSTRETCH NEOPRENE. FEATHERLIGHT SS-1 FOAM FOR A LIGHTER MORE COMFORTABLE SUIT. ANATOMICALLY CONTOURED FIT WITH MINIMAL PANEL LAYOUT FOR ADDED HEAT RETENTION & RANGE OF MOVEMENT.



NEO TAPING

FLEXIBLE NEOPRENE TAPE INTERNALLY FOR ADDED DURABILITY & BIAXIAL SPOT TAPE IN CRITICAL POSITIONS. LIMITS WATER PENETRATION & INCREASES WARMTH.



# KIDS PHOENIX BZ 4/3 - A1509

SIZE: XXS | XSM | SML | MED | LGE | XLG | XXL | 3XL



SOLA 2024

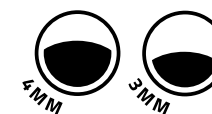

NAVY/ YELLOW

BLACK

# PHOENIX 4:3



INTERNAL VIEW



THICKNESS

°C 8°C 12°C 12°C 15°C 15°C 18°C 18°C 21°C+



## CONSTRUCTION

BACK ENTRY YKK ZIP WITH METAL SLIDER. DOUBLE DIAMOND KNIT NYLON KNEEPADS. DOUBLE LINED COLLAR WITH VELCRO CLOSURE.



## ADVANCED SEAMS

GLUED AND BLIND STITCHED FOR ZERO WATER PENETRATION. DURABLE INTERNAL NEO TAPING.



## ULTRA LIGHT MATERIALS

4/3MM 100% INSULIGHT 4-WAY SUPERSTRETCH NEOPRENE. FEATHERLIGHT SS-1 FOAM FOR A LIGHTER MORE COMFORTABLE SUIT. ANATOMICALLY CONTOURED FIT. HEAT RETAINING THERMAL TORSO LINING.



## NEO TAPING

FLEXIBLE NEOPRENE TAPE INTERNALLY FOR ADDED DURABILITY & BIAXIAL SPOT TAPE IN CRITICAL POSITIONS. LIMITS WATER PENETRATION & INCREASES WARMTH.



The SOLA logo is positioned at the top left of the image. It features a stylized white 'S' icon followed by the word 'SOLA' in a white, italicized, sans-serif typeface.

**SOLA**

# SUMMER WETSUITS



SOLA



# MENS H2O FZ 3/2 - A1701

SIZE: SML | MSM | MED | MTL | MLG | LGE | XLG

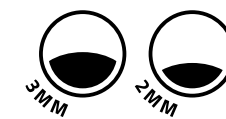
# H2O 3:2



SHADOW



INTERNAL VIEW



THICKNESS



°C 8°C 12°C 12°C 15°C 15°C 18°C 18°C 21°C+



## CONSTRUCTION

FRONT ENTRY MINI YKK ZIP WITH LOCKDOWN ANTI FLUSH SYSTEM. DOUBLE DIAMOND KNIT NYLON KNEEPADS, GLIDESKIN COLLAR FOR EXTRA COMFORT.



## STRONG SEAMS

GLUED AND BLIND STITCHED FOR ZERO WATER PENETRATION. DURABLE INTERNAL NEO TAPING



## ULTRA LIGHT MATERIALS

3/2MM 100% INSULIGHT 4-WAY SUPERSTRETCH NEOPRENE. FEATHERLIGHT SS-1 FOAM FOR A LIGHTER MORE COMFORTABLE SUIT. ANATOMICALLY CONTOURED FIT WITH MINIMAL PANEL LAYOUT FOR ADDED HEAT RETENTION & RANGE OF MOVEMENT.



## NEO TAPING

FLEXIBLE NEOPRENE TAPE INTERNALLY FOR ADDED DURABILITY & BIAXIAL SPOT TAPE IN CRITICAL POSITIONS. LIMITS WATER PENETRATION & INCREASES WARMTH.

**LADIES H2O FZ 3/2 - A1703**  
 SIZE: 06 | 08 | 10 | 12 | 14 | 16

SOLA 2024



SEA PALM

**H2O**  **3:2**



INTERNAL VIEW



THICKNESS



**CONSTRUCTION**

FRONT ENTRY MINI YKK ZIP WITH LOCKDOWN ANTI FLUSH SYSTEM. DOUBLE DIAMOND KNIT NYLON KNEEPADS, GLIDESKIN COLLAR FOR EXTRA COMFORT.



**STRONG SEAMS**

GLUED AND BLIND STITCHED FOR ZERO WATER PENETRATION. DURABLE INTERNAL NEO TAPING



**ULTRA LIGHT MATERIALS**

3/2MM 100% INSULIGHT 4-WAY SUPERSTRETCH NEOPRENE. FEATHERLIGHT SS-1 FOAM FOR A LIGHTER MORE COMFORTABLE SUIT. ANATOMICALLY CONTOURED FIT WITH MINIMAL PANEL LAYOUT FOR ADDED HEAT RETENTION & RANGE OF MOVEMENT.



**NEO TAPING**

FLEXIBLE NEOPRENE TAPE INTERNALLY FOR ADDED DURABILITY & BIAXIAL SPOT TAPE IN CRITICAL POSITIONS. LIMITS WATER PENETRATION & INCREASES WARMTH.

# KIDS H2O FZ 3/2 - A1709

SIZE: SML | MED | LGE | XLG | XXL | 3XL




BLUE

# H2O 3:2



INTERNAL VIEW



THICKNESS

°C 8°C 12°C 12°C 15°C 15°C 18°C 18°C 21°C+



## CONSTRUCTION

FRONT ENTRY MINI YKK ZIP WITH LOCKDOWN ANTI FLUSH SYSTEM. DOUBLE DIAMOND KNIT NYLON KNEEPADS, GLIDESKIN COLLAR FOR EXTRA COMFORT.



## STRONG SEAMS

GLUED AND BLIND STITCHED FOR ZERO WATER PENETRATION. DURABLE INTERNAL NEO TAPING



## ULTRA LIGHT MATERIALS

3/2MM 100% INSULIGHT 4-WAY SUPERSTRETCH NEOPRENE. FEATHERLIGHT SS-1 FOAM FOR A LIGHTER MORE COMFORTABLE SUIT. ANATOMICALLY CONTOURED FIT WITH MINIMAL PANEL LAYOUT FOR ADDED HEAT RETENTION & RANGE OF MOVEMENT.



## NEO TAPING

FLEXIBLE NEOPRENE TAPE INTERNALLY FOR ADDED DURABILITY & BIAXIAL SPOT TAPE IN CRITICAL POSITIONS. LIMITS WATER PENETRATION & INCREASES WARMTH.



# MENS FUSION BZ 3/2 FULLSUIT - A1711

SIZE: SML | MSM | MST | MED | MTL | MLG | LGS | LGE | XLS | XLG | XXL | 3XL

SOLA 2024



BLACK/ KHAKI

BLACK

NAVY/ MARL

# FUSION 3:2



INTERNAL VIEW



THICKNESS



°C 8°C 12°C 12°C 15°C 15°C 18°C 18°C 21°C+



## CONSTRUCTION

BACK ENTRY YKK ZIP WITH METAL SLIDER. DOUBLE DIAMOND KNIT NYLON KNEEPADS. GLIDESKIN COLLAR FOR EXTRA COMFORT. INTERNAL KEY POCKET.



## STRONG SEAMS

FLATLOCKED SEAMS FOR DURABILITY AND COMFORT, ENHANCING THE LIFESPAN OF THE WETSUIT.



## ULTRA LIGHT MATERIALS

3/2MM 100% INSULIGHT 4-WAY SUPERSTRETCH NEOPRENE. FEATHERLIGHT SS-1 FOAM FOR A LIGHTER MORE COMFORTABLE SUIT. ANATOMICALLY CONTOURED FIT WITH MINIMAL PANEL LAYOUT FOR ADDED HEAT RETENTION & RANGE OF MOVEMENT.



## MESH SKIN

MESH SKIN CHEST AND BACK PANELS INCREASES WARMTH & COMBATS WINDCHILL.

# LADIES IGNITE BZ 3/2 FULLSUIT - A1712


SIZE: 08 | 10 | 10T | 12T | 12 | 14 | 16 | 18 | 20



GREY/ FLORAL



BLACK




NAVY/ TIEDYE



# Ignite 3.2



INTERNAL VIEW



THICKNESS



°C 8°C 12°C 12°C 15°C 15°C 18°C 18°C 18°C 21°C+



## CONSTRUCTION

BACK ENTRY YKK ZIP WITH METAL SLIDER. DOUBLE DIAMOND KNIT NYLON KNEEPADS. GLIDESKIN COLLAR FOR EXTRA COMFORT. INTERNAL KEY POCKET.



## STRONG SEAMS

FLATLOCKED SEAMS FOR DURABILITY AND COMFORT, ENHANCING THE LIFESPAN OF THE WETSUIT.



## ULTRA LIGHT MATERIALS

3/2MM 100% INSULIGHT 4-WAY SUPERSTRETCH NEOPRENE. FEATHERLIGHT SS-1 FOAM FOR A LIGHTER MORE COMFORTABLE SUIT. ANATOMICALLY CONTOURED FIT WITH MINIMAL PANEL LAYOUT FOR ADDED HEAT RETENTION & RANGE OF MOVEMENT.



## MESH SKIN

MESH SKIN CHEST AND BACK PANELS INCREASES WARMTH & COMBATS WINDCHILL.

# KIDS STORM BZ 3/2 FULLSUIT - A1713

SIZE: QXS | TXS | XXS | XSM | SML | MED | LGE | XLG | XXL | 3XL

SOLA 2024




BLACK/ KHAKI



NAVY/ MARL



LIME/ NAVY



BLUE/ CAMO





# STORM 3:2




BLUE/ RED



TIEDYE



INTERNAL VIEW



THICKNESS



8°C 12°C

12°C 15°C

15°C 18°C

18°C 21°C+



## CONSTRUCTION

BACK ENTRY YKK ZIP WITH METAL SLIDER. DOUBLE DIAMOND KNIT NYLON KNEEPADS. GLIDESKIN COLLAR FOR EXTRA COMFORT. INTERNAL KEY POCKET.



## STRONG SEAMS

FLATLOCKED SEAMS FOR DURABILITY AND COMFORT, ENHANCING THE LIFESPAN OF THE WETSUIT.



## ULTRA LIGHT MATERIALS

3/2MM 100% INSULIGHT 4-WAY SUPERSTRETCH NEOPRENE. FEATHERLIGHT SS-1 FOAM FOR A LIGHTER MORE COMFORTABLE SUIT. ANATOMICALLY CONTOURED FIT WITH MINIMAL PANEL LAYOUT FOR ADDED HEAT RETENTION & RANGE OF MOVEMENT.



## MESH SKIN

MESH SKIN CHEST AND BACK PANELS INCREASES WARMTH & COMBATS WINDCHILL.

# MENS FUSION BZ 3/2 SHORTIE - A1721

SIZE: SML | MSM | MED | MLG | LGS | LGE | XLS | XLG | XXL | 3XL

SOLA 2024



BLACK/ KHAKI

BLACK

NAVY/ MARL

# FUSION 3:2



INTERNAL VIEW



THICKNESS



°C 8°C 12°C 12°C 15°C 15°C 18°C 18°C 18°C 21°C+



## CONSTRUCTION

BACK ENTRY YKK ZIP WITH METAL SLIDER. GLIDESKIN COLLAR FOR EXTRA COMFORT. INTERNAL KEY POCKET.



## STRONG SEAMS

FLATLOCKED SEAMS FOR DURABILITY AND COMFORT, ENHANCING THE LIFESPAN OF THE WETSUIT.



## ULTRA LIGHT MATERIALS

3/2MM 100% INSULIGHT 4-WAY SUPERSTRETCH NEOPRENE. FEATHERLIGHT SS-1 FOAM FOR A LIGHTER MORE COMFORTABLE SUIT. ANATOMICALLY CONTOURED FIT WITH MINIMAL PANEL LAYOUT FOR ADDED HEAT RETENTION & RANGE OF MOVEMENT.



## MESH SKIN

MESH SKIN CHEST AND BACK PANELS INCREASES WARMTH & COMBATS WINDCHILL.

# LADIES IGNITE BZ 3/2 SHORTIE - A1722


SIZE: 08 | 10 | 12 | 14 | 16 | 18 | 20



GREY/ FLORAL



BLACK



NAVY/ TIEDYE



# Ignite 3.2



INTERNAL VIEW



THICKNESS



## CONSTRUCTION

BACK ENTRY YKK ZIP WITH METAL SLIDER. GLIDESKIN COLLAR FOR EXTRA COMFORT. INTERNAL KEY POCKET.



## STRONG SEAMS

FLATLOCKED SEAMS FOR DURABILITY AND COMFORT, ENHANCING THE LIFESPAN OF THE WETSUIT.



## ULTRA LIGHT MATERIALS

3/2MM 100% INSULIGHT 4-WAY SUPERSTRETCH NEOPRENE. FEATHERLIGHT SS-1 FOAM FOR A LIGHTER MORE COMFORTABLE SUIT. ANATOMICALLY CONTOURED FIT WITH MINIMAL PANEL LAYOUT FOR ADDED HEAT RETENTION & RANGE OF MOVEMENT.



## MESH SKIN

MESH SKIN CHEST AND BACK PANELS INCREASES WARMTH & COMBATS WINDCHILL.



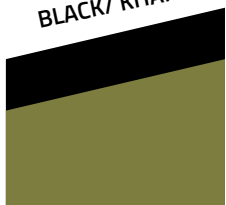
# KIDS STORM BZ 3/2 SHORTIE - A1723

SIZE: QXS | TXS | XXS | XSM | SML | MED | LGE | XLG | XXL | 3XL

SOLA 2024




BLACK/ KHAKI



NAVY/ MARL



LIME/ NAVY



BLUE/ CAMO



# STORM 3:2



BLUE/ RED



TIEDYE



## CONSTRUCTION

BACK ENTRY YKK ZIP WITH METAL SLIDER. DOUBLE DIAMOND KNIT NYLON KNEEPADS. GLIDESKIN COLLAR FOR EXTRA COMFORT. INTERNAL KEY POCKET.



## STRONG SEAMS

FLATLOCKED SEAMS FOR DURABILITY AND COMFORT, ENHANCING THE LIFESPAN OF THE WETSUIT.



## ULTRA LIGHT MATERIALS

3/2MM 100% INSULIGHT 4-WAY SUPERSTRETCH NEOPRENE. FEATHERLIGHT SS-1 FOAM FOR A LIGHTER MORE COMFORTABLE SUIT. ANATOMICALLY CONTOURED FIT WITH MINIMAL PANEL LAYOUT FOR ADDED HEAT RETENTION & RANGE OF MOVEMENT.

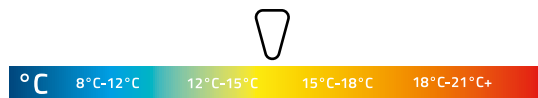


## MESH SKIN

MESH SKIN CHEST AND BACK PANELS INCREASES WARMTH & COMBATS WINDCHILL.

# LADIES IGNITE SPRINGSUIT

SIZE: 04 | 06 | 08 | 10 | 12 | 14 | 16 | 18



TEMP °C



*Ignite  
springsuit 3:2*



## CONSTRUCTION

BACK ENTRY YKK ZIP WITH METAL SLIDER.  
GLIDESKIN COLLAR FOR EXTRA COMFORT.  
INTERNAL KEY POCKET.



## ULTRA LIGHT MATERIALS

3/2MM 100% INSULIGHT 4-WAY  
SUPERSTRETCH NEOPRENE. FEATHERLIGHT  
SS-1 FOAM FOR A LIGHTER MORE  
COMFORTABLE SUIT. ANATOMICALLY  
CONTOURED FIT WITH MINIMAL PANEL  
LAYOUT FOR ADDED HEAT RETENTION &  
RANGE OF MOVEMENT.



## STRONG SEAMS

FLATLOCKED SEAMS FOR DURABILITY AND  
COMFORT, ENHANCING THE LIFESPAN OF  
THE WETSUIT.



## THICKNESS

A1725 - PINK LEAF



A1725 - SUMMER FLORAL



A1705 - BLACK/ FLORAL





### IGNITE FZ 2MM LADIES JACKET - A1750

SIZE: 8 | 10 | 12 | 14 | 16 | 18

*FEATURES:* 2MM thickness. Front zip entry. Metal slider with rubber zip stopper. Strategic seam placement for comfort and better fit. Breathable flatlock stitched seams. 4-way superstretch neoprene gives free flowing movement.



### LADIES NEOPRENE SHORT - A1734

SIZE: 8 | 10 | 12 | 14 | 16 | 18

*FEATURES:* 2MM thickness. Elastic waist. Strategic seam placement for comfort and better fit. Breathable flatlock stitched seams. 4-way superstretch neoprene gives free flowing movement.



SUMMER SUITS



# SCHOOL SUITS BZ 5/4/3MM - A1801 (MENS)

A1801 MENS SIZE: SML | MSM | MED | MTL | MLG | LGE | XLG | XXL | 3XL


## SCHOOL SUITS



THICKNESS



TEMP °C



### CONSTRUCTION

BACK ENTRY YKK ZIP. NYLON COLLAR WITH LYCRA BOUND EDGES. NEOPRENE STRETCH TAPE IN HIGH STRESS AREAS. BIAXIAL SPOT TAPE IN CRITICAL POSITIONS. DOUBLE KNIT NYLON SEAT AND KNEEPADS FOR DURABILITY.



### DURABLE MATERIALS

ALL DOUBLE LINED, 5MM TORSO & 4MM LOWER BODY, 3MM ARMS FOR DURABILITY. FEATHERLIGHT SS-1 FOAM IN CRITICAL AREAS FOR FLEXIBILITY AND COMFORT. ANATOMICALLY CONTOURED FIT.




### STRONG SEAMS

GLUED AND BLIND STITCHED FOR ZERO WATER PENETRATION. DURABLE INTERNAL NEO TAPING.



### SIZE & COLOUR CODED

SIZE CODED ON WRIST FOR QUICK SELECTION.



SCHOOL SUITS BZ 5/4/3MM - A1801 (LADIES)

A1801 LADIES SIZE: 6 | 8 | 10 | 12 | 14 | 16 | 18



SCHOOL SUITS BZ 5/4/3MM - A1802 (KIDS)

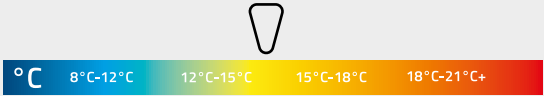
A1802 KIDS SIZE: XSM | SML | MED | LGE | XLG | XXL | 3XL



SCHOOL SUITS



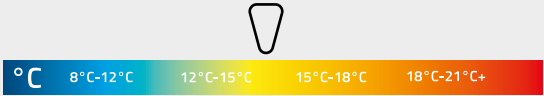
THICKNESS



TEMP °C



THICKNESS



TEMP °C



## SCHOOL SUITS BZ 3MM - A1803 (MENS)


A1803 MENS SIZE: SML | MSM | MED | MTL | MLG | LGE | XLG | XXL



THICKNESS



TEMP °C



### CONSTRUCTION

BACK ENTRY YKK ZIP. NYLON COLLAR WITH LYCRA BOUND EDGES. DOUBLE KNIT NYLON KNEEPADS FOR DURABILITY.



### DURABLE MATERIALS

ALL DOUBLE LINED, 3MM TORSO & LOWER BODY, 2MM ARMS FOR DURABILITY. FEATHERLIGHT SS-1 FOAM IN CRITICAL AREAS FOR FLEXIBILITY AND COMFORT. ANATOMICALLY CONTOURED FIT.




### STRONG SEAMS

FLATLOCK SEAMS FOR DURABILITY AND COMFORT, ENHANCING THE LIFESPAN OF THE WETSUIT.



### SIZE & COLOUR CODED

SIZE CODED ON WRIST FOR QUICK SELECTION.





## SCHOOL SUITS BZ 3MM - A1803 (LADIES)

A1803 LADIES SIZE: 6 | 8 | 10 | 12 | 14 | 16 | 18



## SCHOOL SUITS BZ 3MM - A1804 (KIDS)

A1804 KIDS SIZE: XSM | SML | MED | LGE | XLG | XXL | 3XL



SCHOOL SUITS



THICKNESS



TEMP °C



THICKNESS



TEMP °C

# OPEN WATER SWIMMING

## OPEN WATER 3MM SWIMMING CAP - A1332

*SIZES: SML | MED | LGE*

*FEATURES:* 100% super stretch 3mm neoprene. Watertight gbs seams for heat retention and comfort. Adjustable velcro chin strap provides a snug fit.



BLACK/ BLUE - SMOOTH SKIN

BLACK/ ORANGE - DOUBLE LINED

## SOLA SWIMMING GOGGLES - A1733

*SIZES: ONE SIZE*

*FEATURES:* Adjustable head strap. Made with silicon rubber, which gives increased comfort, minimises leaks and ensures a fixed placement to the face. Polycarbonate lens protects the eyes from harmful ultraviolet rays. Anti-fog technology provides clarity, enhancing your swimming experience.



RE-USABLE TRAVEL CASE

## INFLATABLE DRY BAG (SMALL) - A2131

*SIZES: 20L*

*FEATURES:* Brightly coloured. Waist belt with tether line. Durable PVC construction. Easy to inflate/ deflate. Ultra lightweight. Storage space for personal belongings.



## INFLATABLE DRY BAG (LARGE) - A2132

*SIZES: 28L*

*FEATURES:* Brightly coloured. Waist belt with tether line. Durable PVC & nylon construction. Easy to inflate/ deflate. Ultra lightweight. Storage space for personal belongings. Double air chamber.





## OPEN WATER



### CONSTRUCTION

BACK ENTRY YKK ZIP WITH METAL SLIDER. ZIP PULL WITH VELCRO TIP. NYLON COLLAR WITH ADJUSTABLE VELCRO CLOSURE. DURABLE NYLON KNEE AREA. NYLON CUFFS FOR STROKE & CATCH SENSE.



### DURABLE MATERIALS

SUPERLIGHT GLIDESKIN BODY AND SLEEVES, 3MM TORSO & LOWER BODY, 2MM ARMS FOR BALANCED BUOYANCY. FEATHERLIGHT SS-1 FOAM FOR A LIGHTER MORE COMFORTABLE SUIT. ANATOMICALLY CONTOURED FIT.



### STRONG SEAMS

FLATLOCK SEAMS FOR DURABILITY & COMFORT, ENHANCING THE LIFESPAN OF THE WETSUIT.

# SMOOTH SKIN

## OPEN WATER 3/2 BZ - A1730

MENS SIZE: SML | MSM | MED | MTL | MLG | LGE | XLG

LADIES SIZE: 8 | 10 | 12 | 14 | 16 | 18



THICKNESS



OPEN WATER SWIMMING

BLACK/BLUE


BLACK/CORAL





## WATERPROOF CHANGING COATS

INTERNAL ZIP POCKET



FLEECE LINED POCKET



VELCRO CUFFS



### WATERPROOF CHANGING COAT - A1053

SIZE: SML | MED | LGE | XLG

SIZE: JSM (3 - 5YRS) | JMD (6 - 8YRS) | JLG (9 - 12 YRS)

**FEATURES:** 100% waterproof & windproof outer with hood. 410GSM fleece inner lining. Fully taped seams. Long sleeves with Velcro cuff. YKK 2-way reversible zipper. Internal zip pocket with earphone hole. Secondary inside pocket. Fleece lined outer pocket. Embroidered logos.

NAVY/PINK







BLACK/BLUE

NAVY/ORANGE

KHAKI/BLACK



WATERPROOF CHANGING COAT



## RASH VESTS



### MENS SS RASH VEST - A1905

SIZE: SML | MED | LGE | XLG | XXL

FEATURES: 80z lycra. 50 UV Sun protection. Flatlock construction. Elasticized waistband. High collar.

### LADIES SS RASH VEST - A1742

SIZE: SML | MED | LGE | XLG

FEATURES: 80z lycra. 50 UV Sun protection. Flatlock construction. Elasticized waistband. High collar.

SOLA 2024



BLACK/ KHAKI



BLUE/ MARL



BLUE/TIEDYE

## KIDS SS RASH VEST - A1907

SIZE: SML | MED | LGE | XLG | XXL

FEATURES: 80z lycra. 50 UV Sun protection. Flatlock construction. Elasticized waistband. High collar.



LIME/GREY



NAVY/MARL



BLUE/TIEDYE



KHAKI/BLACK

## MENS LS RASHVEST - A1910

SIZE: SML | MED | LGE | XLG | XXL

FEATURES: 80z lycra. 50 UV Sun protection. Flatlock construction. Elasticized waistband.



RASH VESTS





## FOOTWEAR



### ADULT 5MM SPLIT TOE BOOT - A1282

SIZE: UK5 - EU38 | UK6 - EU40 | UK7 - EU41 | UK8 - EU42 | UK9 - EU43 |  
UK10 - EU44 | UK11 - EU45 | UK12 - EU46

**FEATURES:** 5mm super stretch neoprene. Glued and blind stitched seams with liquid taping for a watertight seal. Adjustable Velcro arch strap. Ankle gasket seal. Contoured moulded sole with split toe leash guard. Thin but robust sole so you can still feel your board under your feet.



### POWER ADULT 5MM ROUND TOE BOOT - A1281

SIZE: UK5 - EU38 | UK6 - EU40 | UK7 - EU41 | UK8 - EU42 | UK9 - EU43 |  
UK10 - EU44 | UK11 - EU45 | UK12 - EU46

**FEATURES:**

**FEATURES:** 5mm super stretch neoprene. Glued and blind stitched seams for a watertight seal. Adjustable Velcro arch strap. Contoured moulded sole with instep and toe protection. Thin but robust sole so you can still feel your board under your feet.





### 5MM ZIP BOOT - A1213 (ADULT)

ADULT SIZE: UK6 - EU40 | UK7 - EU41 | UK8 - EU42 | UK9 - EU43 |  
UK10 - EU44 | UK11 - EU45 | UK12 - EU46

**FEATURES:** Blind stitched. Highly durable sole. Anti flush barrier. 5MM titanium neoprene. Extra grip sole. Contoured toe protection.



### 5MM ZIP BOOT - A1213 (KIDS)

KIDS SIZE: UK JNR 12 - EU30 | UK JNR 13 - EU31 | UK1 - EU33 | UK2 - EU34 |  
UK3 - EU36 | UK 4 - EU37 | UK5 - EU38

**FEATURES:** Blind stitched. Highly durable sole. Anti flush barrier. 5MM titanium neoprene. Extra grip sole. Contoured toe protection.



### ADULT PULL ON 5MM BOOT - A1225

SIZE: UK4 - EU37 | UK5 - EU38 | UK6 - EU40 | UK7 - EU41 | UK8 - EU42 |  
UK9 - EU43 | UK10 - EU44 | UK11 - EU45 | UK12 - EU46

**FEATURES:** 5MM titanium neoprene. Highly durable and extra grip sole. Blind stitched.



### TITANIUM BS SOCKS 2MM - A1210 | 4MM - A1212

2MM: XSM/ UK2 - UK3 | SML/ UK4 - UK5 | MED/ UK6 - UK7 | LGE/ UK8 - UK9 | XLG/ UK10 - UK11

4MM: XSM/ UK2 - UK3 | SML/ UK4 - UK5 | MED/ UK6 - UK7 | LGE/ UK8 - UK9 | XLG/ UK10 - UK11 | XXL/ UK12 - UK13

**FEATURES:** Super stretch. Double lined neoprene. Thermal plush lining. Double diamond nylon sole. GBS seams.



## ACTIVE SHOES - A1216

SIZE: UK3 - EU36 | UK4 - EU37 | UK5 - EU38 | UK6 - EU40  
UK7 - EU41 | UK8 - EU42 | UK9 - EU43 | UK10 - EU44  
UK11 - EU45 | UK12 - EU46

**FEATURES:** The Sola Active Shoe is designed for all leisure activities both in & out of the water. Constructed using quick drying neoprene with superior ventilation & flexi-form fit for ultimate comfort. The cushioned insole is easily removable for even quicker drying. The Active Shoes reinforced seams and sturdy adjustable pull tab makes for a highly robust leisure shoe.



NAVY MARL



BLACK MARL





## ACTIVE SOLE SHOES - A1215

SIZE: UK JNR 10/11 - EU 28/29 | UK JNR 12/13 - EU 30/31

UK JNR 13/1 - EU 32/33 | UK 2/5 - EU 34/35 | UK 3/4 - EU 36/37

UK 5/5.5 - EU 38/39 | UK 6/7 - EU 40/41 | UK 8/9 - EU 42/43

UK 10/11 - EU 44/45

**FEATURES:** Ergonomic design. Quick dry elastine upper. Superior ventilation. Durable soft-form sole. Easy fold. Robust pull tab. Effortless fit. Beach friendly.



BLUE/ GRADIENT



BLACK/ BURGUNDY



PINK LEAF





## HEADWEAR & GLOVES

### PLUSH HOODED POLY PROP VEST - A1384

SIZES: SML | MED | LGE | XLG

**FEATURES:** Built in neoprene hood. Double collar seal. High density insulated fabric. Draws water away from the body. Toggle cord face seal. Stiff peak.



### HOODED NEOPRENE VEST - A1385

SIZES: SML | MED | LGE

**FEATURES:** 100% super stretch neoprene. 3MM hood. 1.5MM vest. GBS seams. Thermal fabric lining. Toggle cord face seal. Stiff peak.



### 3MM FINE MESH HOOD - A1373

SIZES: XSM | SML | MED | LGE | XLG

**FEATURES:** 100% 3MM super stretch. Mesh skin panels. GBS seams.







### 3MM SMOOTH SKIN SURF CAP - A1301

SIZE: XSM | SML | MED | LGE

**FEATURES:** 100% 3mm super stretch neoprene. Smoothskin for reduced windchill. Robust flatlock seams. Adjustable chin strap. Stiff peak for protection against the elements.



### 3MM SUPER STRETCH PLUSH HOOD - A1333

SIZES: SML | MED | LGE | XLG

**FEATURES:** 100% 3MM super stretch. GBS seams. Thermal fabric lining. Double collar seal. Toggle cord face seal. Stiff peak.



### 2MM NEOPRENE BEANIE - A1331

SIZE: SML/MED | LGE/XLG

**FEATURES:** 100% 2mm super stretch neoprene. Overlocked seams with a contoured comfortable fit.





### 3MM SUPER STRETCH GLOVES - A1483

SIZES: XSM | SML | MED | LGE | XLG

**FEATURES:** 100% 3MM super stretch. Liquid seams for total water block. Pre-bent finger design. Palm grip.

### 5MM SMOOTH SKIN LOBSTER CLAW MITTS - A1401

SIZES: SML | MED | LGE

**FEATURES:** 5MM smooth skin back. GBS seams. Joined finger design for better circulation. Palm grip.

### 3MM DL GLOVES - A1413

SIZE: TXS | XXS | XSM | SML | MED | LGE | XLG

**FEATURES:** 3MM nylon double lined neoprene. GBS seams. Pre-bent finger design. Palm grip. Velcro wrist strap.

SOLA 2024









## KAYAK & SAILING



### SCREAM: 50N OVERHEAD - A0915

SIZE: XSM/SML - 30/50KG | MED/LGE - 50/70KG | XLG/XXL - 70/100KG

FEATURES: Closed cell foam inner. 100% nylon outer. High fitting for maximum flexibility. Large front storage pouch with zipper. Adjustable side & shoulder straps. Neoprene shoulder support. Fleecy hand warmer pocket. Large zip pocket for hydration pouch. Emergency whistle. 50N buoyancy aid that conforms to EU safety standards. EN ISO 12402-5

A0915	CHEST SIZE	BODY WEIGHT	MIN. BUOYANCY
XSM/SML	71CM/91CM	30-50KG	55N
MED/LGE	91CM/111CM	50-70KG	75N
XLG/XXL	111CM/127CM	70-100KG	85N





**FRENZY 50N FRONT ZIP - A0914**

SIZE: XSM/SML - 30/50KG | MED/LGE - 50/70KG | XLG/XXL - 70/100KG

**FEATURES:** Closed cell foam inner. 100% nylon outer. YKK heavy duty front zipper. High fitting for maximum flexibility. Front storage zip pocket. Webbing belt with a sturdy adjustable quick release buckle. 50N buoyancy aid that conforms to EU safety standards. EN ISO 12402-5

A0914	CHEST SIZE	BODY WEIGHT	MIN. BUOYANCY
XSM/SML	71CM/91CM	30-50KG	40N
MED/LGE	91CM/111CM	50-70KG	45N
XLG/XXL	111CM/127CM	70-100KG	50N



## CHARGE TAPED SPRAY TOP - A1901

ADULT SIZES: SML | MED | LGE | XLG | XXL

KIDS SIZES: JSM | JMD | JLG

**FEATURES:** PU breathable fabric. 100% taped seams. Waterproof & windproof. Adjustable non-abrasive dartex seals. 2-ply pockets. Neoprene waistband.



## ADULT LONGJOHN - A1706

SIZES: SML | MSM | MED | MTL | MLG | LGE | XLG | XXL

**FEATURES:** Super stretch 3MM neoprene. Flatlocked seams. Featherlight SS-1 foam. Ballistic nylon kneepads. Anti-snap fabrics. Anatomical pre-bent design. Double diamond fabric on seat.



## NEOPRENE TROUSERS - A1732

SIZES: SML | MED | LGE | XLG

FEATURES: 3MM super stretch neoprene. Flatlock construction. Adjustable drawstring.



## NEOPRENE SHORT - A1731


SIZES: SML | MED | LGE | XLG

FEATURES: 3MM super stretch neoprene. Flatlock construction. Adjustable drawstring.





# INFLATABLE STAND-UP PADDLE BOARD



## SOLA FUSION TECHNOLOGY

TRIPLE LAMINATED, HOT PRESSED PVC. MAKING THE SOLA SUP LIGHTER, TOUGH AND DURABLE. MAKING THE BOARD STIFFER THAN THE TRADITIONAL DOUBLE LAYER TECHNOLOGY.



**REINFORCED INTERNAL RAIL WRAP**  
A HIGH-PRESSURE LAMINATED SEAM ENSURES A PERFECTLY AIRTIGHT AND WATERPROOF SEAL.

**FUSION LAMINATED RAIL WRAP**  
THE FINAL SEAL PROVIDES EXTRA COMPRESSION AND INCREASED STIFFNESS.

**INFLATION VALVE**  
LOCKING ANTI-TWIST PUSH-PIN VALVE, WITH A STAINLESS STEEL D-RING FOR ATTACHING YOUR LEASH.

**DIAMOND SKIN PAD**  
MACHINE-PRESSED DECKPAD TO ENSURE A PERFECT BOND. OUR SIGNATURE DIAMOND GROOVE PAD OFFERS TRACTION AND A COMFORTABLE GRIP.

**AIRTIGHT COATING**  
A HIGH TENSILE COATING IS FUSED TO THE DROPSTITCH CORE.

**DROPSTITCH AIR CHAMBER**  
SUPER REINFORCED DROPSTITCHED PROVIDES STIFFNESS THROUGHOUT OUR BOARDS. INCREASED YARN DENSITY GIVES HIGH-TENSILE STRENGTH, WHICH CAN WITHSTAND PRESSURES OF 20PSI.

AN ALL ROUNDER - A MULTI PURPOSE BOARD THAT CAN BE USED BY ANY RIDER FOR ANY PURPOSE.



**CARRY HANDLE**  
LOW-PROFILE, ERGONOMIC CARRY HANDLE.



**FIN SET**  
TWO MOULD FINs, PLUS ONE FIN BOX (FIN INCLUDED).



**INFLATION VALVE**  
LOCKED ANTI-TWIST PUSH-PIN VALVE TECHNOLOGY.





**SOLA SUP**  
**CODE: 10'6-08**  
 10FT 6"

**TECHNICAL SPECIFICATIONS:**

**INFLATED SUP**  
 Length: 10'6" (320cm)  
 Width: 30" (76cm)  
 Thickness: 6" (15cm)  
 Volume: 270 Litres



**SOLA SUP**  
**CODE: 11'0-08**  
 11FT

**TECHNICAL SPECIFICATIONS:**

**INFLATED SUP**  
 Length: 11'0" (335cm)  
 Width: 30" (76cm)  
 Thickness: 6" (15cm)  
 Volume: 275 Litres



**INFLATABLE STAND-UP PADDLE BOARD (SUP)**

**10'6" - 10'6-08 | 11'0" - 11'08-08**

**SIZE: 10FT 6" | 11FT**

**FEATURES:** Included in pack; inflatable paddle board. Detachable fin. High pressure pump. 3 piece aluminum telescope paddle. Large robust backpack. Leash. Valve key. PVC repair patches. Operation manual.



PADDLEBOARD

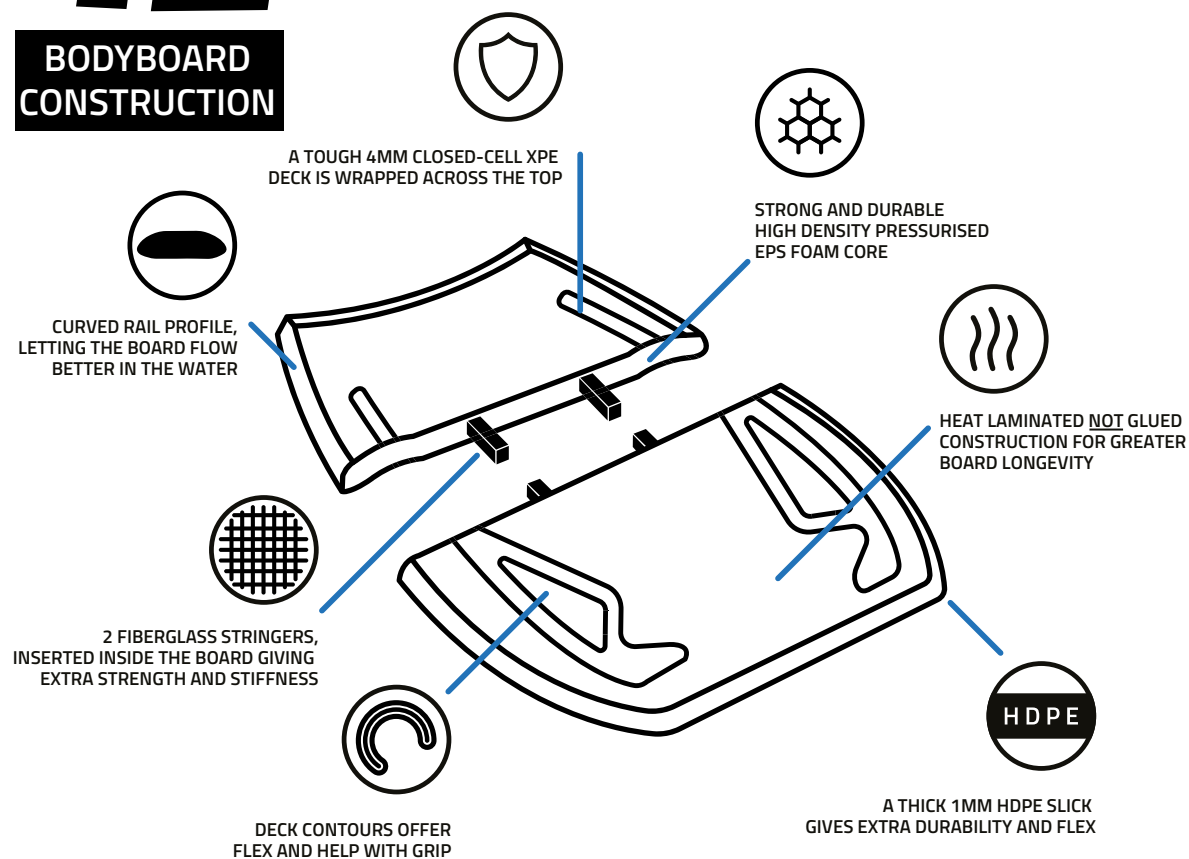


## BODYBOARDS, BELLYBOARDS & BODYBOARD ACCESSORIES



# THE 48

### BODYBOARD CONSTRUCTION



### THE 48 BODYBOARDS

A2422 - 048

SIZE: 48"

**FEATURES:** Strong EPS core. 4MM closed-cell XPE deck. 2 fiberglass stringers. 1MM HDPE slick bottom. Heat laminated construction. Swivel coil leash.





# WEDGE

## BODYBOARD CONSTRUCTION

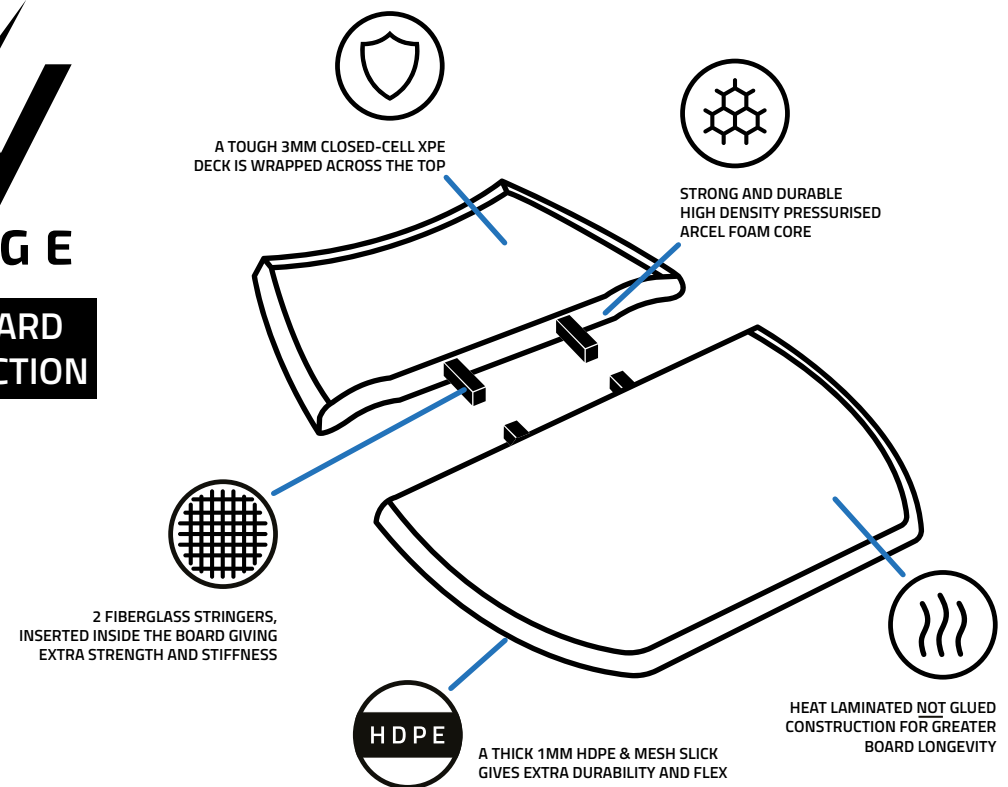
### WEDGE BODYBOARDS

**WED - 042**

SIZE: 42"

**FEATURES:** Arcel core. IXPE deck. 2 fiberglass stringers. HDPE bottom. Heat laminated construction. Swivel coil leash.

\*PACK OF 6 ASSORTED COLOURS\*



BODYBOARDS





## REVOLVER BODYBOARDS

REV - 037 | REV - 039 | REV - 042 | REV - 045

SIZE: 37" | 39" | 42" | 45"

**FEATURES:** Strong high density EPS core. HDPE + mesh slick. Crescent tail. 4MM closed cell XPE deck skin. Double rails. Coil wrist leash with neoprene cuff.

\*PACK OF 6 ASSORTED COLOURS\*



**BODYBOARD  
CONSTRUCTION**



SOLA 2024



A TOUGH 4MM CLOSED-CELL XPE DECK IS WRAPPED ACROSS THE TOP



STRONG AND DURABLE  
HIGH DENSITY PRESSURISED  
EPS FOAM CORE



CURVED RAIL PROFILE, LETTING THE  
BOARD FLOW BETTER IN THE WATER



A THICK 1MM HDPE & MESH SLICK  
GIVES EXTRA DURABILITY AND FLEX



HEAT LAMINATED **NOT** GLUED  
CONSTRUCTION FOR GREATER  
BOARD LONGEVITY



## JUICE BODYBOARDS

A2420 - 033 | A2420 - 037 | A2420 - 039 | A2420 - 042

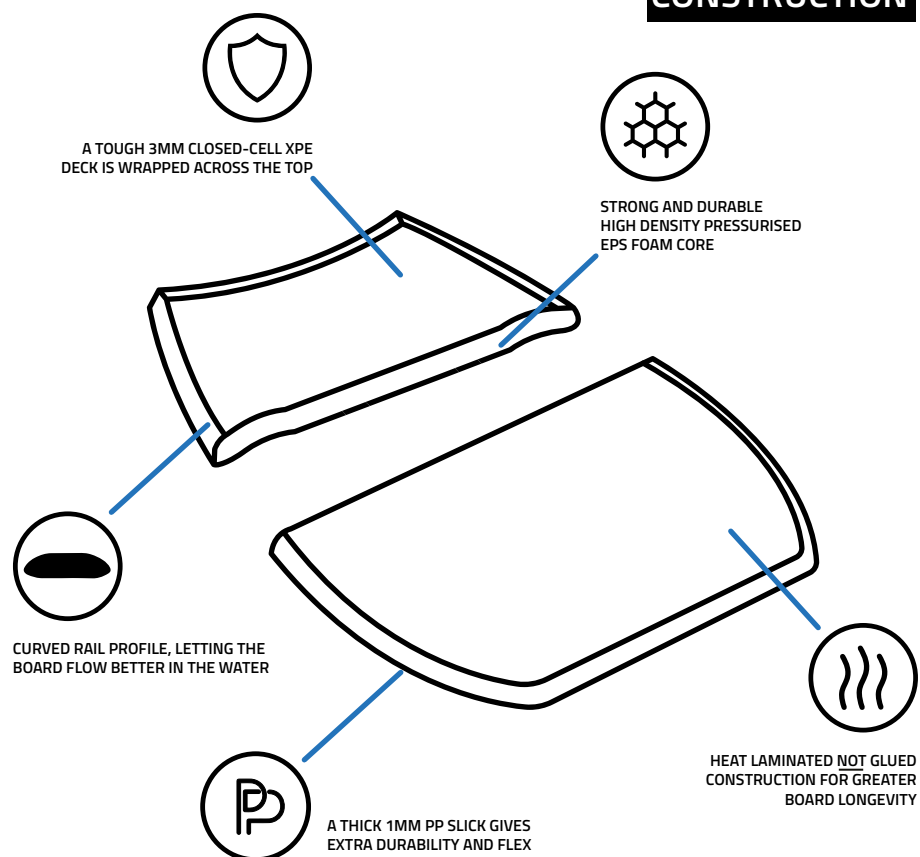
SIZE: 33" | 37" | 39" | 42"

**FEATURES:** EPS core. PP slick. Crescent tail. 3MM closed cell XPE desk skin. Bottom graphic. Double rails. PP leash with velcro wrist cuff.

\*PACK OF 6 ASSORTED COLOURS\*



**BODYBOARD  
CONSTRUCTION**



BODYBOARDS

**SOLA WOODEN BELLYBOARD***SIZE: H 120CM**FEATURES:* Made from sustainable 7" ply birch wood and finished with a water-resistant eco varnish creating a strong and durable board.*\*PACK OF 6\**

SUSTAINABLE 7 PLY  
BIRCH WOOD



ECO VARNISH



2X LASER BURN LOGO'S

**KINETIC BODYBOARD FINS - TD004***SIZES: SML/5 - 5.5 | MED/6.5 - 7 | LGE/8 - 8.5 | XLG/9.5 - 10.5 | XXL/11 - 11.5**FEATURES:* Ergonomically designed soft foot pocket. Drain hole. Stiff blade.**FIN TEATHER - A0528***SIZES: ONE SIZE**FEATURES:* 3MM neoprene padded inner. No more lost fins! Easy release velcro cuff.

# BODYBOARD BAGS

## SURGE BODYBOARD BAG - A1002

SIZES: 114X59X7.5CM

FEATURES: PU lined durable nylon outer. Drainage holes. Spacious front pocket. Padded shoulder straps. Nylon zipper with rustproof slider.



CAPACITY

## 360 BODYBOARD BAG - A1003

SIZES: 114X59X7.5CM

FEATURES: Durable nylon padded outer, lined with heat reflective durable tarpaulin inner. Mesh drainage. Spacious double front pocket. Padded shoulder straps. Nylon zipper with rustproof slider.



CAPACITY

## INVERT BODYBOARD BAG - A1004

SIZES: 114X59X7.5CM

FEATURES: Durable nylon padded outer liner with heat reflective durable tarpaulin inner. Mesh drainage. Spacious double front pocket. Padded shoulder straps. Nylon zipper with rustproof slider.



CAPACITY

BODYBOARD ACCESSORIES





## SOFTBOARDS & BOARD ACCESSORIES



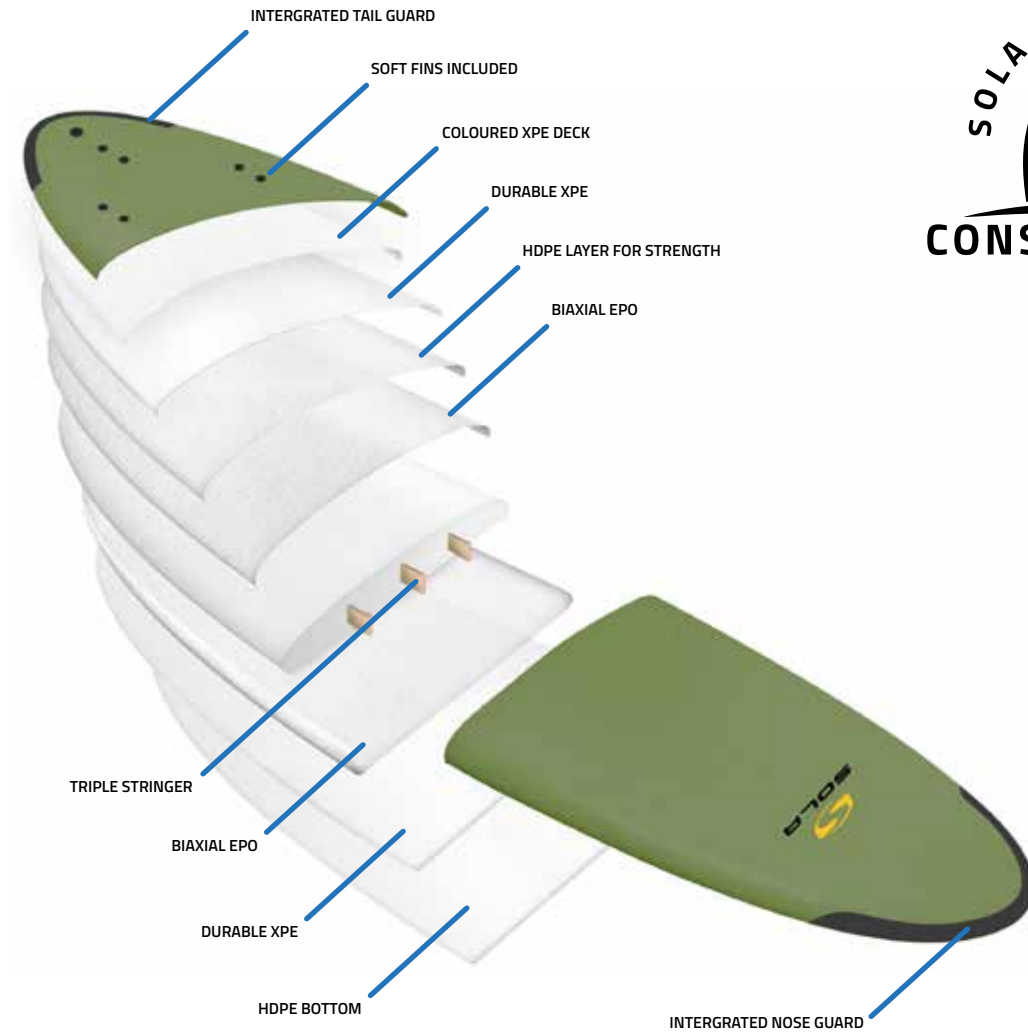
SOFT FINS



TAIL GUARD



NOSE GUARD





**SOFTBOARDS - A2000**  
SIZES: 6FT | 7FT | 8FT | 9FT



BLUE/ ORANGE



YELLOW/ TURQUOISE



KHAKI



SOFTBOARDS

## SURFBOARD SOCKS

**FEATURES:** Durable stretch terry towelling fabric. Padded nylon nose protector. Internal wax pouch. Drawstring closure.

### SHORTBOARD BOARD SOCK

**A1601 - 6'3"**

**SIZES:** 6'3"



### FUNBOARD BOARD SOCK

**A1602 - 6'0" | A2160 - 6'7"**

**SIZES:** 6'0" | 6'7"



### MINI MAL BOARD SOCK

**A1610 - 8'0"**

**SIZES:** 8'0"



### LONGBOARD BOARD SOCK

**A1612 - 9'2"**

**SIZES:** 9'2"



## SURFBOARD BOARD BAGS

**FEATURES:** Heat reflective 6MM outer shell. Highly durable tarpaulin. Internal wax pouch. Padded grab handle. Removable shoulder strap. Nylon zipper with rustproof slider.  
\*Longboard bag with fin slot.

### HYBRID 6MM BOARD BAG

**A1605 - 6'0" | A1606 - 6'7" | A1607 - 7'0"**

**SIZES:** 6'0" | 6'7" | 7'0"

### MINI MAL 6MM BOARD BAG

**A1608 - 7'6" | A1611 - 8'0"**

**SIZES:** 7'6" | 8'0"

### LONGBOARD 6MM BOARD BAG\*

**A1614 - 9'0"**

**SIZES:** 9'0"





## SURFBOARD LEASHES

**FEATURES:** Moulded ends with double swivel. Maximum strength. Quick release cuff. Key pocket. Triple wrapped rail saver with built in leash plug cord.



**5FT 6" COMP - A2406**  
SIZES: 5'6" | 5MM THICKNESS



**6FT LEASH - A2406**  
SIZES: 6'0" | 7MM THICKNESS



**7FT LEASH - A2407**  
SIZES: 7'0" | 7MM THICKNESS



**8FT LEASH - A2408**  
SIZES: 8'0" | 7MM THICKNESS



**9FT LEASH - A2408**  
SIZES: 9'0" | 7MM THICKNESS



**10FT LEASH - A2410**  
SIZES: 10'0" | 8MM THICKNESS



**WRIST LEASH - A2404**  
SIZES: ONE SIZE

**FEATURES:** Moulded ends with double swivel. Coiled urethane cord. Quick release cuff.





## ACCESSORIES

### CHANGE MAT - A0030

*SIZES: 90CM DIAMETER*

*FEATURES:* Durable waterproof changing mat. Double drawstring with barrel lock closure. Built in handles. Astro turf base to trap dirt & improve comfort on hard or uneven ground.



### COLLAPSIBLE WETSUIT BUCKET - A0033

*SIZES: 44X38CM (60L)*

*FEATURES:* Diameter 44CM X 38CM. 60 liters. 55MM thick closed cell foam in the base of bucket. Tough waterproof fabric. Webbed shoulder strap. Welded seams. Collapsible when not in use.



INSIDE PADDING

### DRY BAG HOLDALL - A0027

*SIZES: 60L*

*FEATURES:* Extremely heavy duty. Large zipper allows bag to be fully opened. Adjustable shoulder strap, double width for comfort. Wrap around webbing for the utmost durability and strength. Perfect length handle to carry over your shoulder or by your side.



**DRY BAGS - A2140-015 (15L) | A2140-025 (25L)**  
**DRY BACKPACKS - A2140-050 (50L)**

*FEATURES:* Roll down or side clip closing options. Snap shut pro grade buckle. Watertight opening and closing. Heavy duty sturdy construction. Extendable shoulder straps.

**NEW DESIGNS**  
**NEW FEATURES**



**DRY BAGS - A0026 (2.5L) | A0028 (5L) | A0029 (15L) | A0022 (25L)**  
**DRY BACKPACKS - A0025 (50L) | A0024 (100L)**





## DOUBLE CHAMBER BACKPACK - A2150

SIZES: 30L

**FEATURES:** Double chamber inner to separate dry and wet clothes. Air flow back panel. Waterproof outer. Roll down or side clip closing options. Waterproof front zipped compartment. Double drinks holder. Padded shoulder straps and handle. Adjustable chest strap with buckle.

BLACK



DOUBLE CHAMBER INNER

MINT



## WATERPROOF AQUA POUCH - A2120

**FEATURES:** Triple zip lock - 100% waterproof. Tested to IPX8 standard. Adjustable waist strap. Made from durable PVC. Welded seams. Helps keep belongings safe and secure.



BLACK

BLUE





### **WATERPROOF ACCESSORY CASE - A0034**

*SIZES: 18X10CM*

*FEATURES:* Storage space 18cm x 10cm. Waterproofing for valuables such as mobile phones, bank cards & keys. Easy operation of your mobile phone from outside the case. Comfortable to carry thanks to the integrated webbing. Enables good touch sensitivity. Easy opening and closing.



### **ADULT ADJUSTABLE SNORKEL FINS - MFS02**

*SIZES: S/M - 37/41 | L/XL - 42/47*

*FEATURES:* Open heel fits. Quality materials for high performance. Balanced flexibility. Easy adjustable with quick release buckle. Vented blade.



REUSABLE MESH  
STORAGE BAG

### **ADULT MASK & SNORKEL SET - MFS03**

*SIZES: ONE SIZE*

*FEATURES:* Hardened, tempered safety glass. Anti-allergic silicone mask strap & skirt. Polycarbonate frame. Adjustable strap. Anatomically formed mouthpiece. Flexible snorkel tube with purge valve. Integrated strap holder for mask. Saltwater resistant.



**SOFT RACKS - A1041***SIZES: ONE SIZE (49CM X 9CM X 5CM)*

**FEATURES:** Easy to fit and remove through doors. Holds 2-3 boards. Flat bottom pads reduce roll. Extra firm nylon pads. PVC panels on pads to reduce wax build up. Sturdy metal buckles & webbing straps. Colour coded straps. Reusable portable bag.

**PADDED ROOF BAR (PAIR) - A1609***SIZES: 44CM - 90CM*

**FEATURES:** Designed to fit most factory car racks. Durable 600D polyester material. Hook and loop closure. Sola branding.

44CM



90CM

**NEOPRENE CAR SEAT COVER - A1613***SIZES: 44CMX90CM*

**FEATURES:** 3.5MM thick. Double lined neoprene upper. Non-slip, closed cell mesh under. Durable bound edges. Easy fit elastic seat connectors. UV protection. Watertight GBS seams. Easy to remove & clean.

**ROOF RACK STRAPS (PAIR) - A0771 (3M) | A0772 (5M)***SIZES: 3M - 5M*

**FEATURES:** Heavy duty cam buckle with neoprene pad to prevent scratching. Reusable carry box.



## SOLA TOWEL CHANGING ROBE - A1051

SIZES: S/M - 90X90CM | L/XL - 90X100CM | XXL - 120CM

FEATURES: 100% 300GSM super soft cotton. Wide arm openings for easy fitting. Great for keeping warm after being in the water and ideal for changing outdoors.

BLACK/BLUE



MINT





## SOLA TOWEL - A1069

SIZES: 75X150CM


FEATURES: 100% cotton velour.



## FOUTA BEACH TOWEL - A1078

SIZES: 90X180CM

FEATURES: Prewashed lightweight beach towel. Highest weaving quality, absorbent, durable and very soft. Perfect for using at the beach, at home, sauna and picnic. A modern and simplistic design whilst staying lightweight and easy to carry. Absorbent & quick drying due to the quality of cotton used. Lets you dry off quickly when wet.



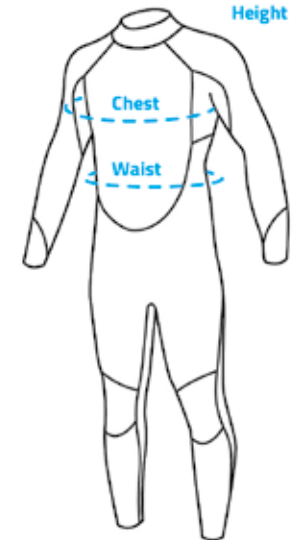
## SIZE CHART

Wetsuits should feel snug on and you will probably feel that range of motion is slightly reduced, this is normal. However, make sure breathing doesn't feel restricted. Wetsuit fit should not be too loose. This would let water flow freely through the suit and would therefore lose all the benefits of the trapped water being warmed by your body. For a correct wetsuit fit, wrists, ankles and neck should be snug. The fit should not be too baggy in the underarm or leg area. Some bagginess at the small of the back is normal.

MENS WETSUITS			
SIZE	Height (ft - cm)	Chest (inch - cm)	Waist (inch - cm)
SML	5'4" - 5'6" 162 - 167	33" - 35" 84 - 89	28" - 31"
MSM	5'6" - 5'8" 167 - 172	35" - 37" 89 - 94	30" - 32"
MST	5'8" - 5'10" 172 - 177	37" - 39" 94 - 99	32" - 34"
MED	5'8" - 5'10" 172 - 177	37" - 39" 94 - 99	32" - 34"
MTL	5'10" - 6'0" 177 - 183	41" - 43" 104 - 109	34" - 36"
MLG	5'10" - 6'0" 177 - 183	41" - 43" 104 - 109	34" - 36"
LGS	5'8" - 5'10" 172 - 177	41" - 43" 104 - 109	36" - 38"
LGE	6'0" - 6'2" 183 - 188	43" - 45" 109 - 114	38" - 40"
XLS	5'8" - 5'10" 172 - 177	43" - 45" 109 - 114	38" - 40"
XLG	6'2" - 6'4" 187 - 193	45" - 47" 114 - 119	40" - 42"
XXL	6'3" - 6'5" 190 - 196	47" - 49" 119 - 124	42" - 44"
3XL	6'4" - 6'6" 195 - 201	49" - 51" 124 - 129	44" - 46"

LADIES WETSUITS			
SIZE	Height (ft - cm)	Chest (inch - cm)	Waist (inch - cm)
4	5'0" - 5'3" 152 - 153	30" - 32" 76 - 80	20" - 22" 46 - 51
6	5'1" - 5'3" 154 - 160	32" - 33" 81 - 83	22" - 24" 51 - 56
8	5'2" - 5'5" 157 - 165	33" - 35" 83 - 88	24" - 26" 61 - 66
10	5'5" - 5'8" 165 - 172	35" - 37" 88 - 94	26" - 28" 68 - 71
10T	5'7" - 5'10" 170 - 177	35" - 37" 88 - 94	26" - 28" 68 - 71
12	5'7" - 5'10" 170 - 177	37" - 39" 94 - 99	28" - 30" 71 - 76
12T	5'8" - 5'11" 172 - 180	41" - 43" 104 - 109	28" - 30" 71 - 76
14	5'8" - 5'11" 172 - 180	39" - 41" 99 - 104	29" - 31" 74 - 79
16	5'9" - 6'0" 172 - 182	41" - 43" 104 - 109	30" - 32" 76 - 81
18	5'10" - 6'0" 177 - 185	43" - 45" 109 - 114	31" - 34" 79 - 84
20	6'3" - 6'5" 190 - 196	45" - 47" 114 - 119	33" - 35" 82 - 86

KIDS WETSUITS				
SIZE	Age	Chest (inch - cm)	Waist (inch - cm)	Inside Leg (inch - cm)
QXS	1 - 2	20.5" - 52	18.5" - 47	15" - 37.5
TXS	2 - 3	21.5" - 54	20" - 50	16" - 40
XXS	3 - 4	22.5" - 57	21" - 53	17" - 43.5
XSM	5 - 6	24" - 60	22" - 55	18.5" - 47
SML	7 - 8	25" - 63	23" - 58	20" - 51
MED	8 - 9	26" - 66	24" - 60	22" - 55
LGE	10 - 11	27" - 69	24.5" - 62	23.5" - 59.5
XLG	11 - 12	29" - 73	25.5" - 64	25.5" - 64
XXL	12 - 13	30" - 76	26" - 65	27" - 68.5
3XL	13 - 14	31" - 79	26.5" - 67	28.5" - 73



SIZE CHART



LOBSTER CLAW MITTS		
SIZE	Palm Width	Length*
SML	8cm	18.5cm
MED	9.5cm	19.5cm
LGE	10.5cm	20.5cm

\*Base of palm to tip of middle finger.  
Match these measurements to the chart above, this will give you an estimated glove size best fitted for you.



Match your head measurements to the chart and this will give you an estimated size best fitted for you.

HEAD MEASUREMENTS (CIRCUMFERENCE)		
SIZE	CM	INCH
XSM	52 - 53	20.5" - 20.9"
SML	54 - 55	21.2" - 21.7"
MED	56 - 57	22" - 22.4"
LGE	58 - 59	22.8" - 23.2"
XLG	60 - 61	23.6" - 24"



ADULT CHANGING COAT		
SIZE	Height	Garment Length*
SML	4'5" - 5'2"	99cm
MED	5'2" - 5'10"	115cm
LGE	5'5" - 6'3"	124cm
XLG	5'10" - 6'8"	140cm



SUPER STRETCH GLOVES		
SIZE	Palm Width	Length*
XSM	7.5cm	16.5cm
SML	8cm	18.5cm
MED	9.5cm	19.5cm
LGE	10.5cm	20.5cm
XLG	11cm	21cm

\*Base of palm to tip of middle finger.  
Match these measurements to the chart above, this will give you an estimated glove size best fitted for you.



FIND OUT MORE AT [TRADEWETSUITS.COM](http://TRADEWETSUITS.COM)

KIDS CHANGING COAT		
SIZE	Height	Garment Length*
JSM (3 - 5YRS)	up to 3'7"	75cm
JMD (6 - 8YRS)	up to 4'2"	80cm
JLG (9 - 12YRS)	up to 4'6"	85cm

\*Length is measured from shoulder to hem.  
This is an oversized garment and should be worn with the hem between the ankle and knee.





SOLA

#### STAY IN TOUCH

ADDRESS:  
Sola Wetsuits,  
Moorswater Industrial Estate,  
Liskeard, Cornwall,  
PL14 4LN,  
UK

✉ SALES@SOLA.CO.UK

🖱 TRADEWETSUITS.COM

☎ +44 (0) 1579 340 100



@SOLAWETSUITS



OPEN YOUR PHONE  
CAMERA & SCAN ME.

OR GO TO  
TRADEWETSUITS.COM