



BUILT BY SURFERS, FOR SURFERS

2023

With over 50 years of
experience in manufacturing
and designed wetsuits,
Sola has been at the forefront
of wetsuit innovation and
watersports development.
Making top quality products
which are designed by
surfers, for surfers.



CONTENTS

MATERIALS & CONSTRUCTION	4 - 5	KAYAKING & SAILING	60 -63
WINTER WETSUITS	6 - 27	INFLATABLE STAND-UP PADDLE BOARDS	64 - 65
Mens			
Ladies			
Kids		BODYBOARDS & BODYBOARD ACCESSORIES	66 - 71
SUMMER WETSUITS	28 - 39	SOFTBOARD & SURFBOARD ACCESSORIES	72 - 75
Mens			
Ladies		ACCESSORIES	76 - 82
Kids		SIZE CHART	83
LADIES SPRINGSUIT	40 - 41		
SCHOOL SUITS	42 - 45		
OPEN WATER SWIMMING	46 - 47		
WATERPROOF CHANGING COAT	48 - 49		
RASH VESTS	50 - 51		
FOOTWEAR	52 - 55		
HEADWEAR	56 - 57		
GLOVES	58 - 59		



TECHNICAL FEATURES

WETSUIT NEOPRENE



ULTRALIGHT



Super light neoprene for added warmth and flexibility. Improved insulation.



4-WAY STRETCH



Highly flexible neoprene. Improves movement.

WETSUIT LINING



QUICK DRYING



Allows for a quicker drying time.



THERMAL PLUSH LINING



Lightweight and flexible, giving improved movement and warmth.

WETSUIT CONSTRUCTION



GLUED & BLIND STITCHED



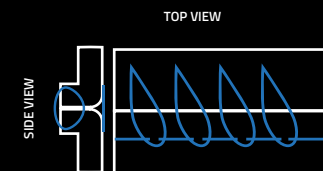
Strong, durable and watertight construction.



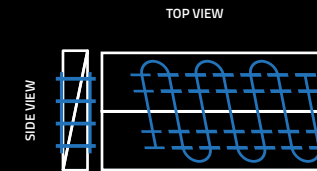
FLATLOCKED



Flat and comfortable.



A blind stitch uses a curved needle and penetrates the neoprene only partway through. Since the holes are only partial, this stitch provides the best cold water protection and is the industry standard. Most blind stitches are reinforced with tape and/ or glue for extra durability and water protection.



A more durable stitch used in most summer wetsuits. Triple needles penetrate and bind layers of neoprene together providing a strong but flat stitch for comfort and strength. Not as water tight as blind stitching but very hardwearing.



LIQUID TAPE



100% waterproof. Seams are sealed with liquid rubber.



FOCUSED NEO TAPING



Flexible spot taping in strategic areas for extra strength.



MESH SKIN



Chest and back panels. Increases the warmth of the suit and helps to reduce wind-chill.



NEO TAPING



Flexible taping along seams for added strength. Limits water penetration and increases warmth.



DOUBLE DIAMOND



Durable, double knit nylon fabric protects high-wear areas.

WETSUIT ENTRY



FRONT ZIP



Front entry system. YKK zip.



BACK ZIP



Back entry system. YKK zip.

NEOPRENE THICKNESS



The neoprene used in Sola wetsuits varies in thickness. Measured in millimeters as indicated by these icons. The basic rule is, the colder the water the thicker the neoprene.

W
I
N
T
E
R
W
E
T
S
U
I
T
S



WINTER WETSUITS

MENS OBSIDIAN FZ 6/5/4 - A1510

SIZE: SML | MSM | MED | MTL | MLG | LGE | XLG

OBSIDIAN 6/5/4

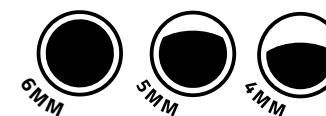
4 WAY SUPER-STRETCH | BLINDSTITCHED | NEO TAPING



BLACK



INTERNAL VIEW



THICKNESS

°C 8°C-12°C 12°C-15°C 15°C-18°C 18°C-21°C+



CONSTRUCTION

FRONT ENTRY MINI YKK ZIP WITH LOCKDOWN ANTI FLUSH SYSTEM. DOUBLE DIAMOND KNIT NYLON KNEEPADS, GLIDESKIN COLLAR AND BUILT IN MESH HOOD. THERMAL PLUSH INTERIOR LINING.



ULTRA LIGHT MATERIALS

6/5/4MM 100% INSULIGHT 4-WAY SUPERSTRETCH NEOPRENE. FEATHERLIGHT SS-1 FOAM FOR A LIGHTER MORE COMFORTABLE SUIT. ANATOMICALLY CONTOURED FIT WITH MINIMAL PANEL LAYOUT FOR ADDED HEAT RETENTION & RANGE OF MOVEMENT.



ADVANCED SEAMS

100% GLUED AND BLIND STITCHED FOR ZERO WATER PENETRATION. DURABLE INTERNAL TAPING.



NEO TAPING

FLEXIBLE NEOPRENE TAPE INTERNALLY FOR ADDED DURABILITY & BIAXIAL SPOT TAPE IN CRITICAL POSITIONS. LIMITS WATER PENETRATION & INCREASES WARMTH.

MENS INFERNO FZ 5/4 - A1501

SIZE: SML | MSM | MED | MTL | MLG | LGE | XLG

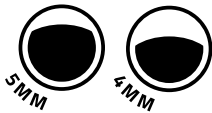


SOLA 2023

BLACK



INTERNAL VIEW



THICKNESS



CONSTRUCTION

FRONT ENTRY MINI YKK ZIP WITH LOCKDOWN ANTI FLUSH SYSTEM. DOUBLE DIAMOND KNIT NYLON KNEEPADS, GLIDESKIN COLLAR & QUICK DRY INTERIOR THERMAL LINING.




ADVANCED SEAMS

100% GLUED AND BLIND STITCHED FOR ZERO WATER PENETRATION. DURABLE INTERNAL TAPING. LIQUID TAPE SEALED OUTER SEAMS.



ULTRA LIGHT MATERIALS

5/4MM 100% INSULIGHT 4-WAY SUPERSTRETCH NEOPRENE. FEATHERLIGHT SS-1 FOAM FOR A LIGHTER MORE COMFORTABLE SUIT. ANATOMICALLY CONTOURED FIT WITH MINIMAL PANEL LAYOUT FOR ADDED HEAT RETENTION & RANGE OF MOVEMENT.



NEO TAPING

FLEXIBLE NEOPRENE TAPE INTERNALLY FOR ADDED DURABILITY & BIAXIAL SPOT TAPE IN CRITICAL POSITIONS. LIMITS WATER PENETRATION & INCREASES WARMTH.

MENS MAGMA FZ 5/4 - A1504

SIZE: SML | MSM | MED | MTL | MLG | LGE | XLG




GREY/ NAVY STRIPE

MAGMA 5:4



INTERNAL VIEW



THICKNESS

°C 8°C-12°C 12°C-15°C 15°C-18°C 18°C-21°C+



CONSTRUCTION

FRONT ENTRY MINI YKK ZIP WITH LOCKDOWN ANTI FLUSH SYSTEM. DOUBLE DIAMOND KNIT NYLON KNEEPADS, GLIDESKIN COLLAR & THERMAL PLUSH INTERIOR LINING.



ULTRA LIGHT MATERIALS

5/4MM 100% INSULIGHT 4-WAY SUPERSTRETCH NEOPRENE. FEATHERLIGHT SS-1 FOAM FOR A LIGHTER MORE COMFORTABLE SUIT. ANATOMICALLY CONTOURED FIT WITH MINIMAL PANEL LAYOUT FOR ADDED HEAT RETENTION & RANGE OF MOVEMENT.



ADVANCED SEAMS

100% GLUED AND BLIND STITCHED FOR ZERO WATER PENETRATION.



NEO TAPING

FLEXIBLE NEOPRENE TAPE INTERNALLY FOR ADDED DURABILITY & BIAXIAL SPOT TAPE IN CRITICAL POSITIONS. LIMITS WATER PENETRATION & INCREASES WARMTH.

MENS BLAZE BZ 5/4 - A1502

SIZE: SML | MSM | MED | MTL | MLG | LGE | XLG | XXL



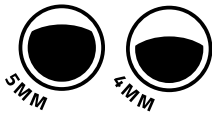
SOLA 2023



GREY/ BURGUNDY MELANGE



INTERNAL VIEW



THICKNESS



CONSTRUCTION

BACK ENTRY YKK ZIP WITH METAL SLIDER. DOUBLE DIAMOND KNIT NYLON KNEEPADS. DOUBLE LINED COLLAR WITH VELCRO CLOSURE.



ADVANCED SEAMS

GLUED AND BLIND STITCHED FOR ZERO WATER PENETRATION. CRITICAL POSITION NEO TAPING FOR DURABILITY.



ULTRA LIGHT MATERIALS

5/4MM 50% INSULIGHT 4-WAY SUPERSTRETCH NEOPRENE. FEATHERLIGHT SS-1 FOAM FOR A LIGHTER MORE COMFORTABLE SUIT. ANATOMICALLY CONTOURED FIT WITH MINIMAL PANEL LAYOUT FOR ADDED HEAT RETENTION & RANGE OF MOVEMENT.



NEO TAPING

BIAXIAL SPOT TAPE IN CRITICAL POSITIONS FOR DURABILITY. LIMITS WATER PENETRATION & INCREASES WARMTH.

MENS BLAZE BZ 5/4 - A1502

SIZE: SML | MSM | MED | MTL | MLG | LGE | XLG | XXL

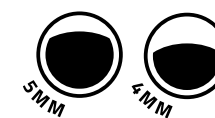
blaze 5:4



BLACK



INTERNAL VIEW



THICKNESS

°C 8°C-12°C 12°C-15°C 15°C-18°C 18°C-21°C+



CONSTRUCTION

BACK ENTRY YKK ZIP WITH METAL SLIDER. DOUBLE DIAMOND KNIT NYLON KNEEPADS. DOUBLE LINED COLLAR WITH VELCRO CLOSURE.



ADVANCED SEAMS

GLUED AND BLIND STITCHED FOR ZERO WATER PENETRATION. CRITICAL POSITION NEO TAPING FOR DURABILITY.



ULTRA LIGHT MATERIALS

5/4MM 50% INSULIGHT 4-WAY SUPERSTRETCH NEOPRENE. FEATHERLIGHT SS-1 FOAM FOR A LIGHTER MORE COMFORTABLE SUIT. ANATOMICALLY CONTOURED FIT WITH MINIMAL PANEL LAYOUT FOR ADDED HEAT RETENTION & RANGE OF MOVEMENT.



NEO TAPING

BIAXIAL SPOT TAPE IN CRITICAL POSITIONS FOR DURABILITY. LIMITS WATER PENETRATION & INCREASES WARMTH.

LADIES NOVA FZ 5/4 - A1506

SIZE: 06 | 08 | 10 | 12 | 14 | 16 | 18


SOLA 2023



NOVA 5/4



INTERNAL VIEW



THICKNESS

°C 8°C-12°C 12°C-15°C 15°C-18°C 18°C-21°C+



CONSTRUCTION

FRONT ENTRY MINI YKK ZIP WITH LOCKDOWN ANTI FLUSH SYSTEM. DOUBLE DIAMOND KNIT NYLON KNEEPADS, GLIDESKIN COLLAR & QUICK DRY INTERIOR THERMAL LINING.



ADVANCED SEAMS

GLUED AND BLIND STITCHED FOR ZERO WATER PENETRATION. DURABLE INTERNAL NEO TAPING.



ULTRA LIGHT MATERIALS

5/4MM 100% INSULIGHT 4-WAY SUPERSTRETCH NEOPRENE. FEATHERLIGHT SS-1 FOAM FOR A LIGHTER MORE COMFORTABLE SUIT. ANATOMICALLY CONTOURED FIT WITH MINIMAL PANEL LAYOUT FOR ADDED HEAT RETENTION & RANGE OF MOVEMENT.



NEO TAPING

NEOPRENE TAPE INTERNALLY FOR ADDED DURABILITY & BIAXIAL SPOT TAPE IN CRITICAL POSITIONS. LIMITS WATER PENETRATION & INCREASES WARMTH.

LADIES NOVA FZ 5/4 - A1506

SIZE: 06 | 08 | 10 | 12 | 14 | 16 | 18

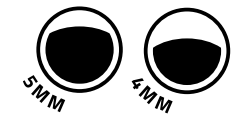

NOVA 5/4



BLACK/ SLATE



INTERNAL VIEW



THICKNESS



CONSTRUCTION

FRONT ENTRY MINI YKK ZIP WITH LOCKDOWN ANTI FLUSH SYSTEM. DOUBLE DIAMOND KNIT NYLON KNEEPADS, GLIDESKIN COLLAR & QUICK DRY INTERIOR THERMAL LINING.



ADVANCED SEAMS

GLUED AND BLIND STITCHED FOR ZERO WATER PENETRATION. DURABLE INTERNAL NEO TAPING.



ULTRA LIGHT MATERIALS

5/4MM 100% INSULIGHT 4-WAY SUPERSTRETCH NEOPRENE. FEATHERLIGHT SS-1 FOAM FOR A LIGHTER MORE COMFORTABLE SUIT. ANATOMICALLY CONTOURED FIT WITH MINIMAL PANEL LAYOUT FOR ADDED HEAT RETENTION & RANGE OF MOVEMENT.



NEO TAPING


NEOPRENE TAPE INTERNALLY FOR ADDED DURABILITY & BIAXIAL SPOT TAPE IN CRITICAL POSITIONS. LIMITS WATER PENETRATION & INCREASES WARMTH.

LADIES STAR BZ 5/4 - A1503

SIZE: 06 | 08 | 10 | 12 | 14 | 16 | 18



50% STRETCH



THICKNESS



INTERNAL VIEW



°C 8°C-12°C 12°C-15°C 15°C-18°C 18°C-21°C+



CONSTRUCTION

BACK ENTRY YKK ZIP WITH METAL SLIDER. DOUBLE DIAMOND KNIT NYLON KNEEPADS. DOUBLE LINED COLLAR WITH VELCRO CLOSURE.



ADVANCED SEAMS

GLUED AND BLIND STITCHED FOR ZERO WATER PENETRATION. CRITICAL POSITION NEO TAPING FOR DURABILITY.



ULTRA LIGHT MATERIALS

5/4MM 50% INSULIGHT 4-WAY SUPERSTRETCH NEOPRENE. FEATHERLIGHT SS-1 FOAM FOR A LIGHTER MORE COMFORTABLE SUIT. ANATOMICALLY CONTOURED FIT WITH MINIMAL PANEL LAYOUT FOR ADDED HEAT RETENTION & RANGE OF MOVEMENT.



NEO TAPING

BIAXIAL SPOT TAPE IN CRITICAL POSITIONS FOR DURABILITY. LIMITS WATER PENETRATION & INCREASES WARMTH.


BLACK/ PALM PEACH

LADIES STAR BZ 5/4 - A1503

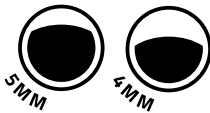
SIZE: 06 | 08 | 10 | 12 | 14 | 16 | 18



BLACK/ BURGUNDY



INTERNAL VIEW



THICKNESS



CONSTRUCTION

BACK ENTRY YKK ZIP WITH METAL SLIDER. DOUBLE DIAMOND KNIT NYLON KNEEPADS. DOUBLE LINED COLLAR WITH VELCRO CLOSURE.



ADVANCED SEAMS

GLUED AND BLIND STITCHED FOR ZERO WATER PENETRATION. CRITICAL POSITION NEO TAPING FOR DURABILITY.



ULTRA LIGHT MATERIALS

5/4MM 50% INSULIGHT 4-WAY SUPERSTRETCH NEOPRENE. FEATHERLIGHT SS-1 FOAM FOR A LIGHTER MORE COMFORTABLE SUIT. ANATOMICALLY CONTOURED FIT WITH MINIMAL PANEL LAYOUT FOR ADDED HEAT RETENTION & RANGE OF MOVEMENT.



NEO TAPING

BIAXIAL SPOT TAPE IN CRITICAL POSITIONS FOR DURABILITY. LIMITS WATER PENETRATION & INCREASES WARMTH.

KIDS SYSTEM FZ 5/4 - A1507

SIZE: LGE | XLG | XXL | 3XL

SYSTEM 5:4

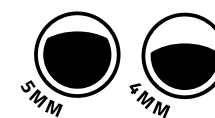


SOLA 2023

BLACK



INTERNAL VIEW



THICKNESS

°C 8°C-12°C 12°C-15°C 15°C-18°C 18°C-21°C+



CONSTRUCTION

FRONT ENTRY MINI YKK ZIP WITH LOCKDOWN ANTI FLUSH SYSTEM. DOUBLE DIAMOND KNIT NYLON KNEEPADS, GLIDESKIN COLLAR & QUICK DRY INTERIOR THERMAL LINING.



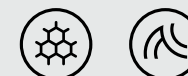
ADVANCED SEAMS

GLUED AND BLIND STITCHED FOR ZERO WATER PENETRATION. DURABLE INTERNAL NEO TAPING.



ULTRA LIGHT MATERIALS

5/4MM 100% INSULIGHT 4-WAY SUPERSTRETCH NEOPRENE. FEATHERLIGHT SS-1 FOAM FOR A LIGHTER MORE COMFORTABLE SUIT. ANATOMICALLY CONTOURED FIT WITH MINIMAL PANEL LAYOUT FOR ADDED HEAT RETENTION & RANGE OF MOVEMENT.



NEO TAPING

FLEXIBLE NEOPRENE TAPE INTERNALLY FOR ADDED DURABILITY & BIAXIAL SPOT TAPE IN CRITICAL POSITIONS. LIMITS WATER PENETRATION & INCREASES WARMTH.

KIDS FIRE BZ 5/4 - A1508

SIZE: SML | MED | LGE | XLG | XXL | 3XL

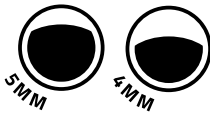


GREY/ PINK

FIRE 5:4 



INTERNAL VIEW



THICKNESS



CONSTRUCTION

BACK ENTRY YKK ZIP WITH METAL SLIDER. DOUBLE DIAMOND KNIT NYLON KNEEPADS. DOUBLE LINED COLLAR WITH VELCRO CLOSURE.



ADVANCED SEAMS

GLUED AND BLIND STITCHED FOR ZERO WATER PENETRATION. CRITICAL POSITION NEO TAPING FOR DURABILITY.



ULTRA LIGHT MATERIALS

5/4MM 50% INSULIGHT 4-WAY SUPERSTRETCH NEOPRENE. FEATHERLIGHT SS-1 FOAM FOR A LIGHTER MORE COMFORTABLE SUIT. ANATOMICALLY CONTOURED FIT WITH MINIMAL PANEL LAYOUT FOR ADDED HEAT RETENTION & RANGE OF MOVEMENT.



NEO TAPING

BIAXIAL SPOT TAPE IN CRITICAL POSITIONS FOR DURABILITY. LIMITS WATER PENETRATION & INCREASES WARMTH.

KIDS FIRE BZ 5/4 - A1508

SIZE: SML | MED | LGE | XLG | XXL | 3XL

FIRE 5:4 

SOLA 2023



GREY/ LIME



INTERNAL VIEW



THICKNESS



CONSTRUCTION

BACK ENTRY YKK ZIP WITH METAL SLIDER. DOUBLE DIAMOND KNIT NYLON KNEEPADS. DOUBLE LINED COLLAR WITH VELCRO CLOSURE.



ADVANCED SEAMS

GLUED AND BLIND STITCHED FOR ZERO WATER PENETRATION. CRITICAL POSITION NEO TAPING FOR DURABILITY.



ULTRA LIGHT MATERIALS

5/4MM 50% INSULIGHT 4-WAY SUPERSTRETCH NEOPRENE. FEATHERLIGHT SS-1 FOAM FOR A LIGHTER MORE COMFORTABLE SUIT. ANATOMICALLY CONTOURED FIT WITH MINIMAL PANEL LAYOUT FOR ADDED HEAT RETENTION & RANGE OF MOVEMENT.



NEO TAPING

BIAXIAL SPOT TAPE IN CRITICAL POSITIONS FOR DURABILITY. LIMITS WATER PENETRATION & INCREASES WARMTH.

KIDS FIRE BZ 5/4 - A1508

SIZE: SML | MED | LGE | XLG | XXL | 3XL

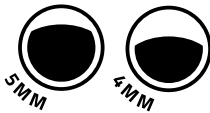


BLACK

FIRE 5:4 



INTERNAL VIEW



THICKNESS



CONSTRUCTION

BACK ENTRY YKK ZIP WITH METAL SLIDER. DOUBLE DIAMOND KNIT NYLON KNEEPADS. DOUBLE LINED COLLAR WITH VELCRO CLOSURE.



ADVANCED SEAMS

GLUED AND BLIND STITCHED FOR ZERO WATER PENETRATION. CRITICAL POSITION NEO TAPING FOR DURABILITY.



ULTRA LIGHT MATERIALS

5/4MM 50% INSULIGHT 4-WAY SUPERSTRETCH NEOPRENE. FEATHERLIGHT SS-1 FOAM FOR A LIGHTER MORE COMFORTABLE FIT WITH MINIMAL PANEL LAYOUT FOR ADDED HEAT RETENTION & RANGE OF MOVEMENT.



NEO TAPING

BIAXIAL SPOT TAPE IN CRITICAL POSITIONS FOR DURABILITY. LIMITS WATER PENETRATION & INCREASES WARMTH.

MENS H2O FZ 4/3 - A1704

SIZE: SML | MSM | MED | MTL | MLG | LGE | XLG

H2O 4:3

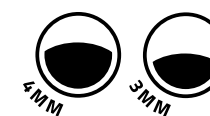


SOLA 2023

BLACK/ NAVY RIBBED STRIPE



INTERNAL VIEW



THICKNESS



CONSTRUCTION

FRONT ENTRY MINI YKK ZIP WITH LOCKDOWN ANTI FLUSH SYSTEM. DOUBLE DIAMOND KNIT NYLON KNEEPADS, GLIDESKIN COLLAR.



ADVANCED SEAMS

GLUED AND BLIND STITCHED FOR ZERO WATER PENETRATION. DURABLE INTERNAL NEO TAPING.



ULTRA LIGHT MATERIALS

4/3MM 100% INSULIGHT 4-WAY SUPERSTRETCH NEOPRENE. FEATHERLIGHT SS-1 FOAM FOR A LIGHTER MORE COMFORTABLE SUIT. ANATOMICALLY CONTOURED FIT WITH MINIMAL PANEL LAYOUT FOR ADDED HEAT RETENTION & RANGE OF MOVEMENT.



NEO TAPING

NEOPRENE TAPE INTERNALLY FOR ADDED DURABILITY & BIAXIAL SPOT TAPE IN CRITICAL POSITIONS. LIMITS WATER PENETRATION & INCREASES WARMTH.

MENS H2O BZ 4/3 - A1707

SIZE: SML | MSM | MED | MTL | MLG | LGE | XLG

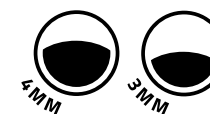

H2O 4:3



BLACK/ NAVY MARL



INTERNAL VIEW



THICKNESS

°C 8°C 12°C 12°C 15°C 15°C 18°C 18°C 21°C+



CONSTRUCTION

BACK ENTRY YKK ZIP WITH METAL SLIDER. DOUBLE DIAMOND KNIT NYLON KNEEPADS. DOUBLE LINED COLLAR WITH VELCRO CLOSURE.



ADVANCED SEAMS

GLUED AND BLIND STITCHED FOR ZERO WATER PENETRATION. DURABLE INTERNAL NEO TAPING.



ULTRA LIGHT MATERIALS

4/3MM 100% INSULIGHT 4-WAY SUPERSTRETCH NEOPRENE. FEATHERLIGHT SS-1 FOAM FOR A LIGHTER MORE COMFORTABLE SUIT. ANATOMICALLY CONTOURED FIT WITH MINIMAL PANEL LAYOUT FOR ADDED HEAT RETENTION & RANGE OF MOVEMENT.



NEO TAPING

FLEXIBLE NEOPRENE TAPE INTERNALLY FOR ADDED DURABILITY & BIAXIAL SPOT TAPE IN CRITICAL POSITIONS. LIMITS WATER PENETRATION & INCREASES WARMTH.

MENS H2O BZ 4/3 - A1707

SIZE: SML | MSM | MED | MTL | MLG | LGE | XLG

H2O 4:3




SOLA 2023

NAVY



INTERNAL VIEW



THICKNESS

°C 8°C 12°C 12°C 15°C 15°C 18°C 18°C 21°C+



CONSTRUCTION

BACK ENTRY YKK ZIP WITH METAL SLIDER. DOUBLE DIAMOND KNIT NYLON KNEEPADS. DOUBLE LINED COLLAR WITH VELCRO CLOSURE.



ADVANCED SEAMS

GLUED AND BLIND STITCHED FOR ZERO WATER PENETRATION. DURABLE INTERNAL NEO TAPING.



ULTRA LIGHT MATERIALS

4/3MM 100% INSULIGHT 4-WAY SUPERSTRETCH NEOPRENE. FEATHERLIGHT SS-1 FOAM FOR A LIGHTER MORE COMFORTABLE SUIT. ANATOMICALLY CONTOURED FIT WITH MINIMAL PANEL LAYOUT FOR ADDED HEAT RETENTION & RANGE OF MOVEMENT.



NEO TAPING

FLEXIBLE NEOPRENE TAPE INTERNALLY FOR ADDED DURABILITY & BIAXIAL SPOT TAPE IN CRITICAL POSITIONS. LIMITS WATER PENETRATION & INCREASES WARMTH.

LADIES H2O BZ 4/3 - A1708

SIZE: 06 | 08 | 10 | 12 | 14 | 16 | 18

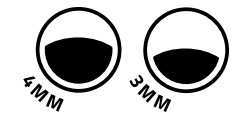

H2O 4:3



BLACK/ FLORAL



INTERNAL VIEW



THICKNESS

°C 8°C-12°C 12°C-15°C 15°C-18°C 18°C-21°C+



CONSTRUCTION

BACK ENTRY YKK ZIP WITH METAL SLIDER. DOUBLE DIAMOND KNIT NYLON KNEEPADS. DOUBLE LINED COLLAR WITH VELCRO CLOSURE.



ADVANCED SEAMS

GLUED AND BLIND STITCHED FOR ZERO WATER PENETRATION. DURABLE INTERNAL NEO TAPING.



ULTRA LIGHT MATERIALS

4/3MM 100% INSULIGHT 4-WAY SUPERSTRETCH NEOPRENE. FEATHERLIGHT SS-1 FOAM FOR A LIGHTER MORE COMFORTABLE SUIT. ANATOMICALLY CONTOURED FIT WITH MINIMAL PANEL LAYOUT FOR ADDED HEAT RETENTION & RANGE OF MOVEMENT.



NEO TAPING

FLEXIBLE NEOPRENE TAPE INTERNALLY FOR ADDED DURABILITY & BIAXIAL SPOT TAPE IN CRITICAL POSITIONS. LIMITS WATER PENETRATION & INCREASES WARMTH.

LADIES H2O BZ 4/3 - A1708

SIZE: 06 | 08 | 10 | 12 | 14 | 16 | 18

SOLA 2023




BLACK/ SLATE

H2O 4:3



INTERNAL VIEW



THICKNESS

°C 8°C 12°C 12°C 15°C 15°C 18°C 18°C 21°C+



CONSTRUCTION

BACK ENTRY YKK ZIP WITH METAL SLIDER. DOUBLE DIAMOND KNIT NYLON KNEEPADS. DOUBLE LINED COLLAR WITH VELCRO CLOSURE.



ADVANCED SEAMS

GLUED AND BLIND STITCHED FOR ZERO WATER PENETRATION. DURABLE INTERNAL NEO TAPING.



ULTRA LIGHT MATERIALS

4/3MM 100% INSULIGHT 4-WAY SUPERSTRETCH NEOPRENE. FEATHERLIGHT SS-1 FOAM FOR A LIGHTER MORE COMFORTABLE SUIT. ANATOMICALLY CONTOURED FIT WITH MINIMAL PANEL LAYOUT FOR ADDED HEAT RETENTION & RANGE OF MOVEMENT.



NEO TAPING

FLEXIBLE NEOPRENE TAPE INTERNALLY FOR ADDED DURABILITY & BIAXIAL SPOT TAPE IN CRITICAL POSITIONS. LIMITS WATER PENETRATION & INCREASES WARMTH.

KIDS PHOENIX BZ 4/3 - A1509

SIZE: XXS | XSM | SML | MED | LGE | XLG | XXL | 3XL

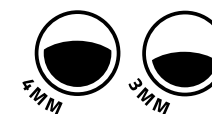



BLACK

PHOENIX 4:3



INTERNAL VIEW



THICKNESS

°C 8°C 12°C 12°C 15°C 15°C 18°C 18°C 21°C+



CONSTRUCTION

BACK ENTRY YKK ZIP WITH METAL SLIDER. DOUBLE DIAMOND KNIT NYLON KNEEPADS. DOUBLE LINED COLLAR WITH VELCRO CLOSURE.



ADVANCED SEAMS

GLUED AND BLIND STITCHED FOR ZERO WATER PENETRATION. DURABLE INTERNAL NEO TAPING.



ULTRA LIGHT MATERIALS

4/3MM 100% INSULIGHT 4-WAY SUPERSTRETCH NEOPRENE. FEATHERLIGHT SS-1 FOAM FOR A LIGHTER MORE COMFORTABLE SUIT. ANATOMICALLY CONTOURED FIT. HEAT RETAINING THERMAL TORSO LINING.



NEO TAPING

FLEXIBLE NEOPRENE TAPE INTERNALLY FOR ADDED DURABILITY & BIAXIAL SPOT TAPE IN CRITICAL POSITIONS. LIMITS WATER PENETRATION & INCREASES WARMTH.

KIDS PHOENIX BZ 4/3 - A1509

SIZE: *XXS* | *XSM* | *SML* | *MED* | *LGE* | *XLG* | *XXL* | *3XL*

PHOENIX 4:3

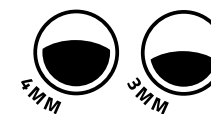


SOLA 2023

NAVY/ SAND



INTERNAL VIEW



THICKNESS



CONSTRUCTION

BACK ENTRY YKK ZIP WITH METAL SLIDER. DOUBLE DIAMOND KNIT NYLON KNEEPADS. DOUBLE LINED COLLAR WITH VELCRO CLOSURE.



ADVANCED SEAMS

GLUED AND BLIND STITCHED FOR ZERO WATER PENETRATION. DURABLE INTERNAL NEO TAPING.



ULTRA LIGHT MATERIALS

4/3MM 100% INSULIGHT 4-WAY SUPERSTRETCH NEOPRENE. FEATHERLIGHT SS-1 FOAM FOR A LIGHTER MORE COMFORTABLE SUIT. ANATOMICALLY CONTOURED FIT. HEAT RETAINING THERMAL TORSO LINING.



NEO TAPING

FLEXIBLE NEOPRENE TAPE INTERNALLY FOR ADDED DURABILITY & BIAXIAL SPOT TAPE IN CRITICAL POSITIONS. LIMITS WATER PENETRATION & INCREASES WARMTH.



The SOLA logo features a stylized 'S' icon followed by the word 'SOLA' in a bold, italicized, sans-serif font.

SOLA

SUMMER WETSUITS

MENS H2O FZ 3/2 - A1701

SIZE: SML | MSM | MED | MTL | MLG | LGE | XLG

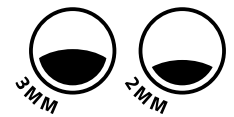
H2O 3:2



SHADOW



INTERNAL VIEW



THICKNESS



CONSTRUCTION

FRONT ENTRY MINI YKK ZIP WITH LOCKDOWN ANTI FLUSH SYSTEM. DOUBLE DIAMOND KNIT NYLON KNEEPADS, GLIDESKIN COLLAR FOR EXTRA COMFORT.



STRONG SEAMS

GLUED AND BLIND STITCHED FOR ZERO WATER PENETRATION. DURABLE INTERNAL NEO TAPING



ULTRA LIGHT MATERIALS

3/2MM 100% INSULIGHT 4-WAY SUPERSTRETCH NEOPRENE. FEATHERLIGHT SS-1 FOAM FOR A LIGHTER MORE COMFORTABLE SUIT. ANATOMICALLY CONTOURED FIT WITH MINIMAL PANEL LAYOUT FOR ADDED HEAT RETENTION & RANGE OF MOVEMENT.



NEO TAPING

FLEXIBLE NEOPRENE TAPE INTERNALLY FOR ADDED DURABILITY & BIAXIAL SPOT TAPE IN CRITICAL POSITIONS. LIMITS WATER PENETRATION & INCREASES WARMTH.

LADIES H2O FZ 3/2 - A1703

SIZE: 06 | 08 | 10 | 12 | 14 | 16

H2O 3:2

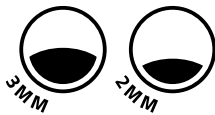


SOLA 2023

SEA PALM



INTERNAL VIEW



THICKNESS



CONSTRUCTION

FRONT ENTRY MINI YKK ZIP WITH LOCKDOWN ANTI FLUSH SYSTEM. DOUBLE DIAMOND KNIT NYLON KNEEPADS, GLIDESKIN COLLAR FOR EXTRA COMFORT.



STRONG SEAMS

GLUED AND BLIND STITCHED FOR ZERO WATER PENETRATION. DURABLE INTERNAL NEO TAPING



ULTRA LIGHT MATERIALS

3/2MM 100% INSULIGHT 4-WAY SUPERSTRETCH NEOPRENE. FEATHERLIGHT SS-1 FOAM FOR A LIGHTER MORE COMFORTABLE SUIT. ANATOMICALLY CONTOURED FIT WITH MINIMAL PANEL LAYOUT FOR ADDED HEAT RETENTION & RANGE OF MOVEMENT.



NEO TAPING

FLEXIBLE NEOPRENE TAPE INTERNALLY FOR ADDED DURABILITY & BIAXIAL SPOT TAPE IN CRITICAL POSITIONS. LIMITS WATER PENETRATION & INCREASES WARMTH.

KIDS H2O FZ 3/2 - A1709

SIZE: SML | MED | LGE | XLG | XXL | 3XL

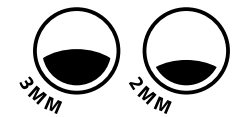


BLUE

H2O 3:2



INTERNAL VIEW



THICKNESS



CONSTRUCTION

FRONT ENTRY MINI YKK ZIP WITH LOCKDOWN ANTI FLUSH SYSTEM. DOUBLE DIAMOND KNIT NYLON KNEEPADS, GLIDESKIN COLLAR FOR EXTRA COMFORT.



STRONG SEAMS

GLUED AND BLIND STITCHED FOR ZERO WATER PENETRATION. DURABLE INTERNAL NEO TAPING



ULTRA LIGHT MATERIALS

3/2MM 100% INSULIGHT 4-WAY SUPERSTRETCH NEOPRENE. FEATHERLIGHT SS-1 FOAM FOR A LIGHTER MORE COMFORTABLE SUIT. ANATOMICALLY CONTOURED FIT WITH MINIMAL PANEL LAYOUT FOR ADDED HEAT RETENTION & RANGE OF MOVEMENT.



NEO TAPING

FLEXIBLE NEOPRENE TAPE INTERNALLY FOR ADDED DURABILITY & BIAXIAL SPOT TAPE IN CRITICAL POSITIONS. LIMITS WATER PENETRATION & INCREASES WARMTH.

MENS FUSION BZ 3/2 FULLSUIT - A1711

SIZE: SML | MSM | MST | MED | MTL | MLG | LGS | LGE | XLS | XLG | XXL | 3XL

FUSION 3:2



SOLA 2023


BLACK/ KHAKI

BLACK

NAVY/ MARL



INTERNAL VIEW



THICKNESS



°C 8°C 12°C 12°C 15°C 15°C 18°C 18°C 18°C 21°C+



CONSTRUCTION

BACK ENTRY YKK ZIP WITH METAL SLIDER. DOUBLE DIAMOND KNIT NYLON KNEEPADS. GLIDESKIN COLLAR FOR EXTRA COMFORT. INTERNAL KEY POCKET.



STRONG SEAMS

FLATLOCKED SEAMS FOR DURABILITY AND COMFORT, ENHANCING THE LIFESPAN OF THE WETSUIT.



ULTRA LIGHT MATERIALS

3/2MM 100% INSULIGHT 4-WAY SUPERSTRETCH NEOPRENE. FEATHERLIGHT SS-1 FOAM FOR A LIGHTER MORE COMFORTABLE SUIT. ANATOMICALLY CONTOURED FIT WITH MINIMAL PANEL LAYOUT FOR ADDED HEAT RETENTION & RANGE OF MOVEMENT.



MESH SKIN

MESH SKIN CHEST AND BACK PANELS INCREASES THE WARMTH & COMBATS WINDCHILL.

LADIES IGNITE BZ 3/2 FULLSUIT - A1712

SIZE: 08 | 10 | 10T | 12T | 12 | 14 | 16 | 18 | 20



GREY/ FLORAL


BLACK

NAVY/ TIEDYE

Ignite 3:2



INTERNAL VIEW



THICKNESS



°C 8°C 12°C 12°C 15°C 15°C 18°C 18°C 18°C 21°C+



CONSTRUCTION

BACK ENTRY YKK ZIP WITH METAL SLIDER. DOUBLE DIAMOND KNIT NYLON KNEEPADS. GLIDESKIN COLLAR FOR EXTRA COMFORT. INTERNAL KEY POCKET.



STRONG SEAMS

FLATLOCKED SEAMS FOR DURABILITY AND COMFORT, ENHANCING THE LIFESPAN OF THE WETSUIT.



ULTRA LIGHT MATERIALS

3/2MM 100% INSULIGHT 4-WAY SUPERSTRETCH NEOPRENE. FEATHERLIGHT SS-1 FOAM FOR A LIGHTER MORE COMFORTABLE SUIT. ANATOMICALLY CONTOURED FIT WITH MINIMAL PANEL LAYOUT FOR ADDED HEAT RETENTION & RANGE OF MOVEMENT.



MESH SKIN

MESH SKIN CHEST AND BACK PANELS INCREASES THE WARMTH & COMBATS WINDCHILL.

KIDS STORM BZ 3/2 FULLSUIT - A1713

SIZE: QXS | TXS | XXS | XSM | SML | MED | LGE | XLG | XXL | 3XL

SOLA 2023




BLACK/ KHAKI



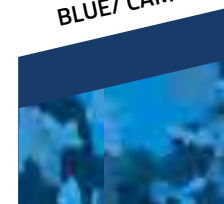
NAVY/ MARL



LIME/ NAVY



BLUE/ CAMO



STORM 3:2




BLUE/ RED



TIEDYE



INTERNAL VIEW



THICKNESS



8°C 12°C

12°C 15°C

15°C 18°C

18°C 21°C+



CONSTRUCTION

BACK ENTRY YKK ZIP WITH METAL SLIDER. DOUBLE DIAMOND KNIT NYLON KNEEPADS. GLIDESKIN COLLAR FOR EXTRA COMFORT. INTERNAL KEY POCKET.



STRONG SEAMS

FLATLOCKED SEAMS FOR DURABILITY AND COMFORT, ENHANCING THE LIFESPAN OF THE WETSUIT.



ULTRA LIGHT MATERIALS

3/2MM 100% INSULIGHT 4-WAY SUPERSTRETCH NEOPRENE. FEATHERLIGHT SS-1 FOAM FOR A LIGHTER MORE COMFORTABLE SUIT. ANATOMICALLY CONTOURED FIT WITH MINIMAL PANEL LAYOUT FOR ADDED HEAT RETENTION & RANGE OF MOVEMENT.



MESH SKIN

MESH SKIN CHEST AND BACK PANELS INCREASES THE WARMTH & COMBATS WINDCHILL.

MENS FUSION BZ 3/2 SHORTIE - A1721

SIZE: SML | MSM | MED | MLG | LGS | LGE | XLS | XLG | XXL

SOLA 2023



BLACK/ KHAKI

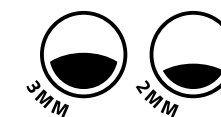
BLACK

NAVY/ MARL

FUSION 3:2



INTERNAL VIEW



THICKNESS



°C 8°C 12°C 12°C 15°C 15°C 18°C 18°C 18°C 21°C+



CONSTRUCTION

BACK ENTRY YKK ZIP WITH METAL SLIDER. GLIDESKIN COLLAR FOR EXTRA COMFORT. INTERNAL KEY POCKET.



STRONG SEAMS

FLATLOCKED SEAMS FOR DURABILITY AND COMFORT, ENHANCING THE LIFESPAN OF THE WETSUIT.



ULTRA LIGHT MATERIALS

3/2MM 100% INSULIGHT 4-WAY SUPERSTRETCH NEOPRENE. FEATHERLIGHT SS-1 FOAM FOR A LIGHTER MORE COMFORTABLE SUIT. ANATOMICALLY CONTOURED FIT WITH MINIMAL PANEL LAYOUT FOR ADDED HEAT RETENTION & RANGE OF MOVEMENT.



MESH SKIN

MESH SKIN CHEST AND BACK PANELS INCREASES THE WARMTH & COMBATS WINDCHILL.

LADIES IGNITE BZ 3/2 SHORTIE - A1722


SIZE: 08 | 10 | 12 | 14 | 16 | 18 | 20



GREY/ FLORAL



BLACK



NAVY/ TIEDYE




Ignite 3.2



INTERNAL VIEW



100% STRETCH



THICKNESS



CONSTRUCTION

BACK ENTRY YKK ZIP WITH METAL SLIDER. GLIDESKIN COLLAR FOR EXTRA COMFORT. INTERNAL KEY POCKET.



STRONG SEAMS

FLATLOCKED SEAMS FOR DURABILITY AND COMFORT, ENHANCING THE LIFESPAN OF THE WETSUIT.



ULTRA LIGHT MATERIALS

3/2MM 100% INSULIGHT 4-WAY SUPERSTRETCH NEOPRENE. FEATHERLIGHT SS-1 FOAM FOR A LIGHTER MORE COMFORTABLE SUIT. ANATOMICALLY CONTOURED FIT WITH MINIMAL PANEL LAYOUT FOR ADDED HEAT RETENTION & RANGE OF MOVEMENT.



MESH SKIN

MESH SKIN CHEST AND BACK PANELS INCREASES THE WARMTH & COMBATS WINDCHILL.

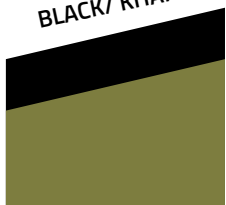
KIDS STORM BZ 3/2 FULLSUIT - A1723

SIZE: QXS | TXS | XXS | XSM | SML | MED | LGE | XLG | XXL | 3XL

SOLA 2023




BLACK/ KHAKI



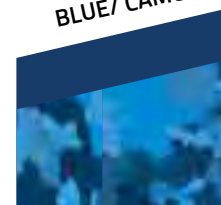
NAVY/ MARL



LIME/ NAVY



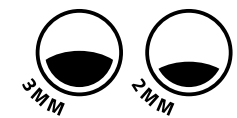

BLUE/ CAMO



STORM 3:2



INTERNAL VIEW



THICKNESS



8°C 12°C

12°C 15°C

15°C 18°C

18°C 21°C+



CONSTRUCTION

BACK ENTRY YKK ZIP WITH METAL SLIDER. DOUBLE DIAMOND KNIT NYLON KNEEPADS. GLIDESKIN COLLAR FOR EXTRA COMFORT. INTERNAL KEY POCKET.



STRONG SEAMS

FLATLOCKED SEAMS FOR DURABILITY AND COMFORT, ENHANCING THE LIFESPAN OF THE WETSUIT.



ULTRA LIGHT MATERIALS

3/2MM 100% INSULIGHT 4-WAY SUPERSTRETCH NEOPRENE. FEATHERLIGHT SS-1 FOAM FOR A LIGHTER MORE COMFORTABLE SUIT. ANATOMICALLY CONTOURED FIT WITH MINIMAL PANEL LAYOUT FOR ADDED HEAT RETENTION & RANGE OF MOVEMENT.



MESH SKIN

MESH SKIN CHEST AND BACK PANELS INCREASES THE WARMTH & COMBATS WINDCHILL.

BLUE/ RED



TIEDYE



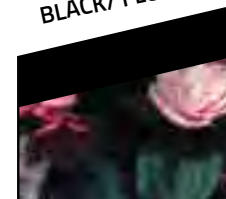


LADIES IGNITE BZ 3/2 SPRINGSUIT - A1705

SIZE: 04 | 06 | 08 | 10 | 12 | 14 | 16



BLACK/ FLORAL



LADIES IGNITE BZ 3/2 SPRINGSUIT - A1705

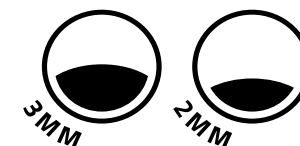
SIZE: 04 | 06 | 08 | 10 | 12 | 14 | 16



NAVY/ LEAF



Ignite
springsuit 3:2



THICKNESS



°C 8°C 12°C 12°C 15°C 15°C 18°C 18°C 21°C+



CONSTRUCTION

BACK ENTRY YKK ZIP WITH METAL SLIDER. GLIDESKIN COLLAR FOR EXTRA COMFORT. INTERNAL KEY POCKET.



STRONG SEAMS

FLATLOCKED SEAMS FOR DURABILITY AND COMFORT, ENHANCING THE LIFESPAN OF THE WETSUIT.



ULTRA LIGHT MATERIALS

3/2MM 100% INSULIGHT 4-WAY SUPERSTRETCH NEOPRENE. FEATHERLIGHT SS-1 FOAM FOR A LIGHTER MORE COMFORTABLE SUIT. ANATOMICALLY CONTOURED FIT WITH MINIMAL PANEL LAYOUT FOR ADDED HEAT RETENTION & RANGE OF MOVEMENT.



SCHOOL SUITS



SCHOOL SUITS BZ 5/4/3MM - A1801 (MENS)


A1801 MENS SIZE: SML | MSM | MED | MTL | MLG | LGE | XLG | XXL | 3XL



THICKNESS



TEMP °C



CONSTRUCTION

BACK ENTRY YKK ZIP. NYLON COLLAR WITH LYCRA BOUND EDGES. NEOPRENE STRETCH TAPE IN HIGH STRESS AREAS. BIAXIAL SPOT TAPE IN CRITICAL POSITIONS. DOUBLE KNIT NYLON SEAT AND KNEEPADS FOR DURABILITY.



DURABLE MATERIALS

ALL DOUBLE LINED, 5MM TORSO & 4MM LOWER BODY, 3MM ARMS FOR DURABILITY. FEATHERLIGHT SS-1 FOAM IN CRITICAL AREAS FOR FLEXIBILITY AND COMFORT. ANATOMICALLY CONTOURED FIT.



STRONG SEAMS

GLUED AND BLIND STITCHED FOR ZERO WATER PENETRATION. DURABLE INTERNAL NEO TAPING.



SIZE & COLOUR CODED

SIZE CODED ON WRIST FOR QUICK SELECTION.



SCHOOL SUITS BZ 5/4/3MM - A1801 (LADIES)

A1801 LADIES SIZE: 6 | 8 | 10 | 12 | 14 | 16 | 18



SCHOOL SUITS BZ 5/4/3MM - A1802 (KIDS)

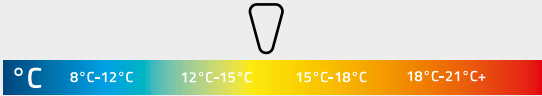
A1802 KIDS SIZE: XSM | SML | MED | LGE | XLG | XXL | 3XL



SCHOOL SUITS



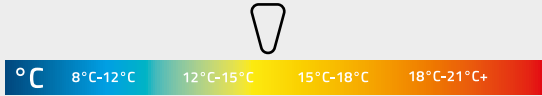
THICKNESS



TEMP °C



THICKNESS



TEMP °C



SCHOOL SUITS BZ 3MM - A1803 (MENS)


A1803 MENS SIZE: SML | MSM | MED | MTL | MLG | LGE | XLG | XXL



THICKNESS



TEMP °C



CONSTRUCTION

BACK ENTRY YKK ZIP. NYLON COLLAR WITH LYCRA BOUND EDGES. DOUBLE KNIT NYLON KNEEPADS FOR DURABILITY.



DURABLE MATERIALS

ALL DOUBLE LINED, 3MM TORSO & LOWER BODY, 2MM ARMS FOR DURABILITY. FEATHERLIGHT SS-1 FOAM IN CRITICAL AREAS FOR FLEXIBILITY AND COMFORT. ANATOMICALLY CONTOURED FIT.



STRONG SEAMS

FLATLOCK SEAMS FOR DURABILITY AND COMFORT, ENHANCING THE LIFESPAN OF THE WETSUIT.



SIZE & COLOUR CODED

SIZE CODED ON WRIST FOR QUICK SELECTION.



SCHOOL SUITS BZ 3MM - A1803 (LADIES)

A1803 LADIES SIZE: 6 | 8 | 10 | 12 | 14 | 16 | 18



SCHOOL SUITS BZ 3MM - A1804 (KIDS)

A1804 KIDS SIZE: XSM | SML | MED | LGE | XLG | XXL | 3XL



SCHOOL SUITS



THICKNESS



TEMP °C



THICKNESS



TEMP °C

OPEN WATER 3MM SWIMMING CAP - A1332

SIZES: SML | MED | LGE



FEATURES:

Smooth skin neoprene. Velcro chin strap. GBS seams.

SOLA SWIMMING GOGGLES - A1733

SIZES: ONE SIZE



RE-USABLE TRAVEL CASE

FEATURES:

Adjustable head strap. Made with silicon rubber, which gives increased comfort, minimises leaks and ensures a fixed placement to the face. Polycarbonate lens protects the eyes from harmful ultraviolet rays. Anti-fog technology provides clarity, enhancing your swimming experience.

INFLATABLE DRY BAG (SMALL) - A2131

SIZES: 20L



FEATURES:

Brightly coloured. Waist belt with tether line. Durable PVC construction. Easy to inflate/ deflate. Ultra lightweight. Storage space for personal belongings.

INFLATABLE DRY BAG (LARGE) - A2132

SIZES: 28L



FEATURES:

Brightly coloured. Waist belt with tether line. Durable PVC & nylon construction. Easy to inflate/ deflate. Ultra lightweight. Storage space for personal belongings. Double air chamber.



OPEN WATER



CONSTRUCTION

BACK ENTRY YKK ZIP WITH MENTAL SLIDER. ZIP PULL WITH VELCRO TIP. NYLON COLLAR WITH ADJUSTABLE VELCRO CLOSURE. DURABLE NYLON KNEE AREA. NYLON CUFFS FOR STROKE & CATCH SENSE.



DURABLE MATERIALS

SUPERLIGHT GLIDESKIN BODY AND SLEEVES, 3MM TORSO & LOWER BODY, 2MM ARMS FOR BALANCED BUOYANCY. FEATHERLIGHT SS-1 FOAM FOR A LIGHTER MORE COMFORTABLE SUIT. ANATOMICALLY CONTOURED FIT.



STRONG SEAMS

FLATLOCK SEAMS FOR DURABILITY & COMFORT, ENHANCING THE LIFESPAN OF THE WETSUIT.

SMOOTH SKIN

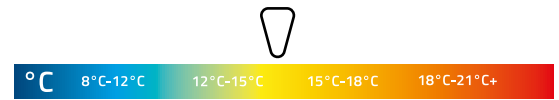
OPEN WATER 3/2 BZ - A1730

MENS SIZE: SML | MSM | MED | MTL | MLG | LGE | XLG

LADIES SIZE: 8 | 10 | 12 | 14 | 16 | 18



THICKNESS



OPEN WATER SWIMMING

BLACK/BLUE

BLACK/CORAL



WATERPROOF CHANGING COAT



NAVY/
PINK



WATERPROOF CHANGING COAT - A1053

SIZE: SML | MED | LGE | XLG

SIZE: JSM (3 - 5YRS) | JMD (6 - 8YRS) | JLG (9 - 12)YRS

FEATURES:

100% waterproof & windproof outer with hood. 410GSM fleece lined. Fleece lined outer pocket. Long sleeves with velcro cuff. YKK 2-way reversible zipper. Internal zip pocket with earphone hole. Secondary inside pocket. Fully taped seams.



BLACK/
BLUE



BLUE/
ORANGE



KHAKI/
BLACK



WATERPROOF CHANGING COAT



RASH VESTS



MENS SS RASH VEST - A1905

SIZE: SML | MED | LGE | XLG | XXL



BLACK/ KHAKI



BLUE/ MARL

FEATURES:

80z lycra. 50 UV Sun protection. Flatlock construction. Elasticized waistband. High collar.

LADIES SS RASH VEST - A1906

SIZE: SML | MED | LGE | XLG



BLUE/TIEDYE

FEATURES:

80z lycra. 50 UV Sun protection. Flatlock construction. Elasticized waistband. High collar.

KIDS SS RASH VEST - A1907

SIZE: SML | MED | LGE | XLG | XXL



LIME/GREY



NAVY/MARL



BLUE/TIEDYE



KHAKI/BLACK

FEATURES:

80z lycra. 50 UV Sun protection. Flatlock construction. Elasticized waistband. High collar.

MENS LS RASHVEST - A1910

SIZE: SML | MED | LGE | XLG | XXL



FEATURES:

80z lycra. 50 UV Sun protection. Flatlock construction. Elasticized waistband. High collar.



FOOTWEAR



SYSTEM ADULT 5MM SPLIT TOE BOOT - A1282

SIZE: 5-38 | 6-40 | 7-41 | 8-42 | 9-43 | 10-44 | 11-45 | 12-46



FEATURES:

5MM superstretch. Liquid seams. Gasket ankle seal. Thermal fabric lining. Adjustable foot strap. Leash guard.

POWER ADULT 5MM ROUND TOE BOOT - A1281

SIZE: 5-38 | 6-40 | 7-41 | 8-42 | 9-43 | 10-44 | 11-45 | 12-46



FEATURES:

Blind stitched. Adjustable foot strap. 5MM superstretch. Thermal fabric lining. Titanium lined neoprene.

5MM ZIP BOOT - A1213 (ADULT)

KIDS SIZE: 6 - 40 | 7 - 41 | 8 - 42 | 9 - 43 | 10 - 44 | 11 - 45 | 12 - 46



INSIDE ANKLE ZIP

FEATURES:

Blind stitched. Highly durable sole. Anti flush barrier. 5MM titanium neoprene. Extra grip sole. Contoured toe protection.

ADULT PULL ON 5MM BOOT - A1225

SIZE: 4 - 37 | 5 - 38 | 6 - 40 | 7 - 41 | 8 - 42 | 9 - 43 | 10 - 44 | 11 - 45



FEATURES:

5MM titanium neoprene. Highly durable and extra grip sole. Blind stitched.

5MM ZIP BOOT - A1213 (KIDS)

KIDS SIZE: 12 - 30 | 13 - 31 | 1 - 33 | 2 - 34 | 3 - 36 | 4 - 37 | 5 - 38



INSIDE ANKLE ZIP

FEATURES:

Blind stitched. Highly durable sole. Anti flush barrier. 5MM titanium neoprene. Extra grip sole. Contoured toe protection.

TITANIUM BS SOCKS

2MM - A1210

SIZES: XSM/ 2 - 3 | SML/ 4 - 5 | MED/ 6 - 7 | LGE/ 8 - 9 | XLG/ 10 - 11

4MM - A1212

SIZES: XSM/ 2 - 3 | SML/ 4 - 5 | MED/ 6 - 7 | LGE/ 8 - 9 | XLG/ 10 - 11 | XXL/ 12 - 13



FEATURES:

Super stretch. Double lined neoprene. Thermal plush lining. Double diamond nylon sole. GBS seams.



AMPHIBIOUS
"IN & OUT OF THE WATER"

ACTIVE SHOES - A1216

SIZE: 3 - 36 | 4 - 37 | 5 - 38 | 6 - 40 | 7 - 41 |
8 - 42 | 9 - 43 | 10 - 44 | 11 - 45 | 12 - 46

FEATURES:

Easily adjustable. Quick dry neoprene. Superior ventilation. Reinforced seams. Flexiform fit. Robust pull tab. Cushioned insole. Durable sole.

BLACK/ GREY/ VERMILION



BLACK

BLACK/ GREY/ LIME



AMPHIBIOUS

**ACTIVE
SHOE**

The Sola Active Shoe is designed for all leisure activities both in & out of the water. Constructed using quick drying neoprene with superior ventilation & flexi-form fit for ultimate comfort. The cushioned insole is easily removable for even quicker drying. The Active Shoes reinforced seams and sturdy adjustable pull tab makes for a highly robust leisure shoe.

ACTIVE SOLE SHOES - A1215

SIZE: 28/29 | 30/31 | 32/33 | 34/35 | 36/37 |
38/39 | 40/41 | 42/43 | 44/45

FEATURES:

Ergonomic design. Quick dry elastine upper. Superior ventilation. Durable soft-form sole. Easy fold. Robust pull tab. Effortless fit. Beach friendly.



CORAL/ MINT



BLUE/ GRADIENT



BLACK/ LIME

EXPERIENCE THE COMFORT

**ACTIVE
SOLE**

The Active Sole ergonomic design, effortless fit, durable soft-form sole, superior ventilation and ability to "fold & go" makes for a super comfortable and practical shoe for all summer water and beach activities.



HEADWEAR

PLUSH HOODED POLY PROP VEST - A1384

SIZES: SML | MED | LGE | XLG



FEATURES:

Built in neoprene hood. Double collar seal. High density insulated fabric. Draws water away from the body. Toggle cord face seal. Stiff peak.

HOODED NEOPRENE VEST - A1385

SIZES: SML | MED | LGE



FEATURES:

100% super stretch neoprene. 3MM hood. 1.5MM vest. GBS seams. Thermal fabric lining. Toggle cord face seal. Stiff peak.

3MM SMOOTH SKIN SURF CAP - A1301

SIZE: XSM | SML | MED | LGE



FEATURES:

100% 3MM super stretch. Flatlock seams. Thermal fabric lining. Adjustable chin strap.

3MM SUPER STRETCH PLUSH HOOD - A1333

SIZES: SML | MED | LGE | XLG



FEATURES:

100% 3MM super stretch. GBS seams. Thermal fabric lining. Double collar seal. Toggle cord face seal. Stiff peak.

3MM FINE MESH HOOD - A1373

SIZES: XSM | SML | MED | LGE | XLG



FEATURES:

100% 3MM super stretch. Mesh skin panels. GBS seams.


2MM NEOPRENE BEANIE - A1331

SIZE: SML/MED | LGE/XLG



FEATURES:

100% 2MM super stretch. Overlocked seams. Thermal fabric lining.



GLOVES

3MM SUPER STRETCH GLOVES - A1483

SIZES: XSM | SML | MED | LGE | XLG



FEATURES:

100% 3MM super stretch. Liquid seams for total water block. Pre-bent finger design. Palm grip.

5MM SMOOTH SKIN LOBSTER CLAW MITTS - A1401

SIZES: SML | MED | LGE



FEATURES:

5MM smooth skin back. GBS seams. Joined finger design for better circulation. Palm grip.

3MM TITANIUM DL GLOVES - A1413

SIZE: *TXS* | *XXS* | *XSM* | *SML* | *MED* | *LGE* | *XLG*



FEATURES:

3MM nylon double lined neoprene. GBS seams. Pre-bent finger design. Palm grip. Velcro wrist strap.





KAYAK & SAILING



SCREAM: 50N OVERHEAD - A0915

SIZE: XSM/SML - 30/50KG | MED/LGE - 50/70KG | XLG/XXL - 70KG+

SOLA 2023



FEATURES:

Closed cell foam inner. 100% nylon outer. YKK heavy duty front zipper. High fitting for maximum flexibility. Large front storage pouch with zipper. Adjustable side & shoulder straps. Neoprene shoulder support. Fleecy hand warmer pocket. Large zip pocket for hydration pouch. Emergency whistle. 50N buoyancy aid that conforms to EU safety standards.

FRENZY 50N FRONT ZIP - A0914

SIZE: XSM/SML - 30/50KG | MED/LGE - 50/70KG | XLG/XXL - 70KG+

FEATURES:

Closed cell foam inner. 100% nylon outer. YKK heavy duty front zipper. High fitting for maximum flexibility. Front storage zip pocket. Webbing belt with a sturdy adjustable quick release buckle. 50N buoyancy aid that conforms to EU safety standards.



CHARGE TAPED SPRAY TOP - A1901*ADULT SIZES: SML | MED | LGE | XLG | XXL**KIDS SIZES: JSM | JMD | JLG***FEATURES:**

PU breathable fabric. 100% taped seams. Waterproof & windproof.
Adjustable non-abrasive dartex seals. 2-ply pockets. Neoprene waistband.

NEO SHORT - A1731*SIZES: SML | MED | LGE | XLG***FEATURES:**

3MM super stretch neoprene. Flatlock construction. Adjustable drawstring.

ADULT LONGJOHN - A1706

SIZES: SML | MSM | MED | MTL | MLG | LGE | XLG | XXL



FEATURES:

Super stretch 3MM neoprene. Flatlocked seams. Featherlight SS-1 foam. Ballistic nylon kneepads. Anti-snag fabrics. Anatomical pre-bent design. Double diamond fabric on seat.

NEOPRENE TROUSERS - A1732

SIZES: SML | MED | LGE | XLG



FEATURES:

3MM super stretch neoprene. Flatlock construction. Adjustable drawstring.



INFLATABLE STAND-UP PADDLE BOARD




SOLA SPRING/SUMMER 2022

SOLA FUSION

Sola Fusion Technology

Triple laminated, hot pressed pvc. Making the Sola SUP lighter and durable. Triple layered technology provides more rigidity than traditional double layered construction.



INFLATED SUP:

Length: 10'6" (320cm)
Width: 30" (76cm)
Thickness: 6" (15cm)
Volume: 270 Litres



INFLATED SUP:

Length: 11'0" (335cm)
Width: 30" (76cm)
Thickness: 6" (15cm)
Volume: 275 Litres



CONSTRUCTION & FEATURES

INFLATABLE STAND-UP PADDLE BOARD (SUP)
10'6" - 10'6-08 | 11'0" - 11'08-08

SIZE: 10FT 6" | 11FT

FEATURES:

Included in pack; inflatable paddle board. Detachable fin. High pressure pump. 3 piece aluminum telescope paddle. Large robust backpack. Leash. Valve key. PVC repair patches. Operation manual.





BODYBOARDS & BODYBOARD ACCESSORIES



WEDGE BODYBOARDS WED - 042

SIZE: 42"

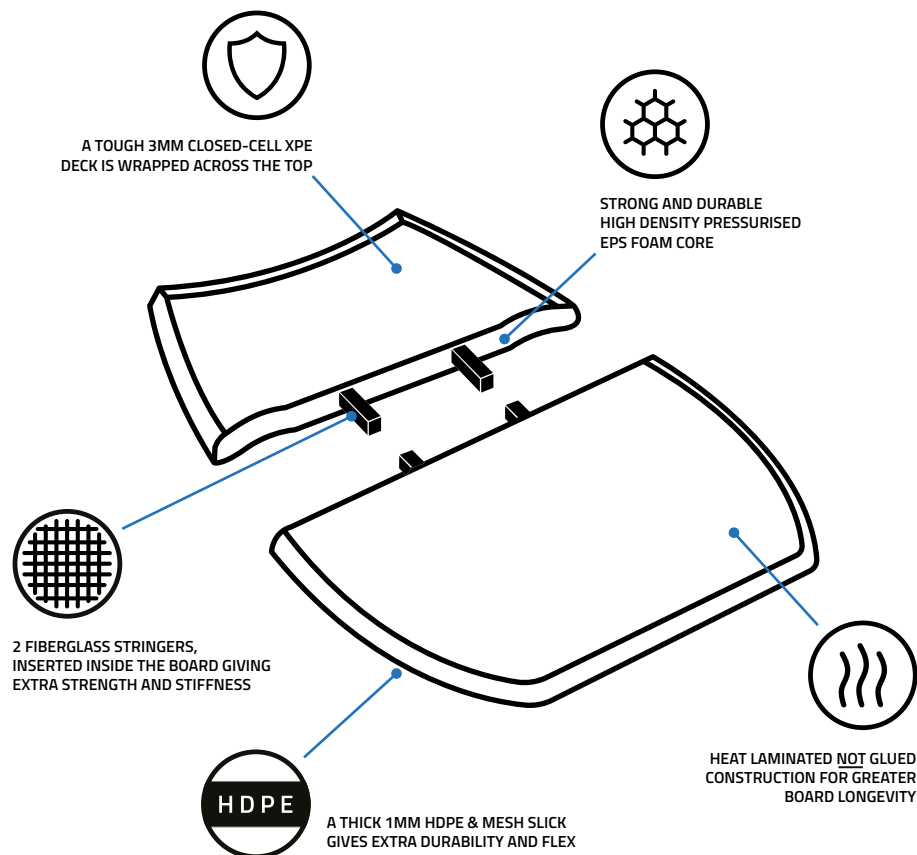
FEATURES:

Arcel core. IXPE deck. 2 fiberglass stringers. HDPE bottom. Heat laminated construction. Swivel coil leash.

PACK OF 6 ASSORTED COLOURS



BODYBOARDS



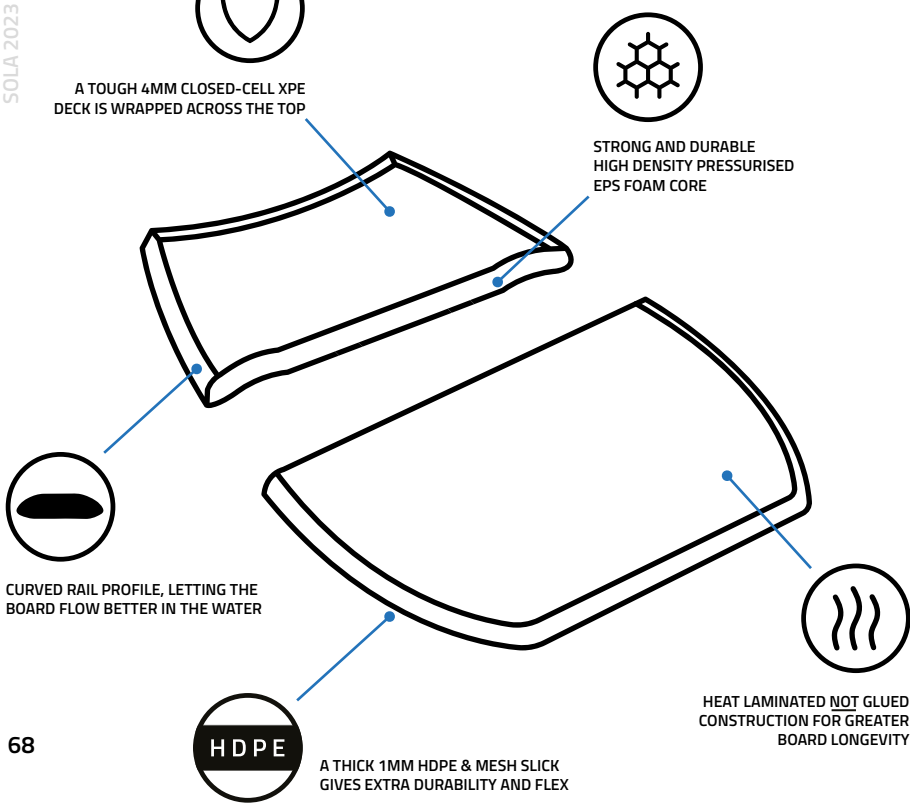
REVOLVER BODYBOARDS
 REV - 037 | REV - 039 | REV - 042 | REV - 045

SIZE: 37" | 39" | 42" | 45"

FEATURES:

Strong high density EPS core. HDPE + mesh slick. Crescent tail. 4MM closed cell XPE deck skin. Double rails. Coil wrist leash with neoprene cuff.

PACK OF 6 ASSORTED COLOURS



JUICE BODYBOARDS - A2420

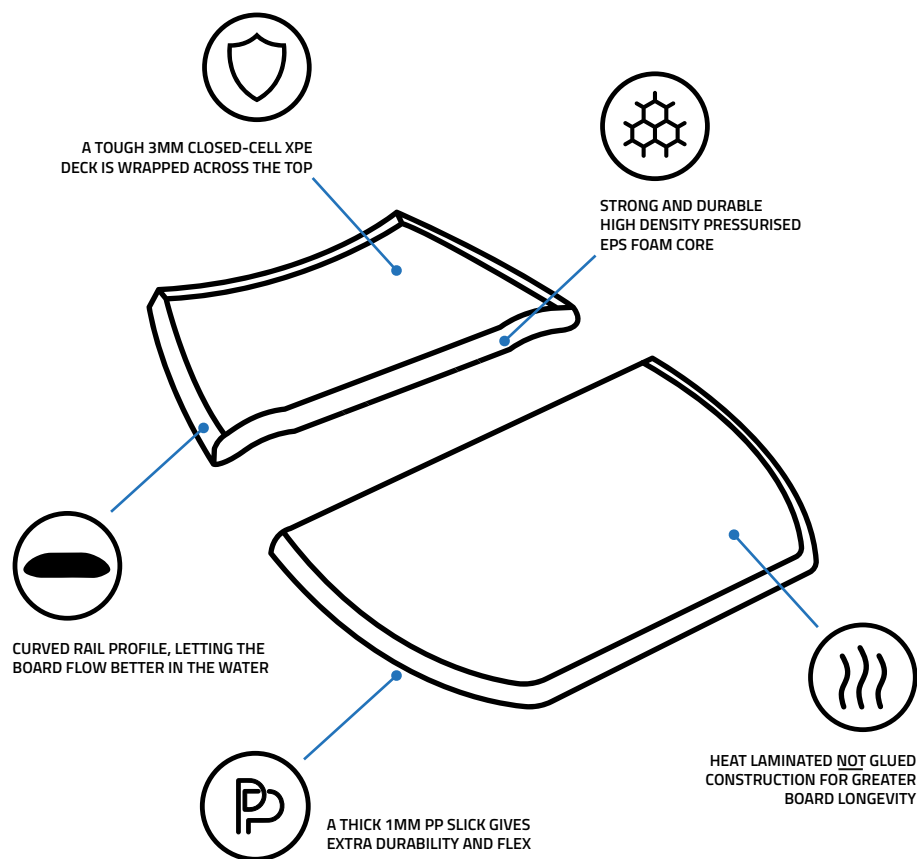
A2420 - 033 | A2420 - 037 | A2420 - 039 | A2420 - 042

SIZE: 33" | 37" | 39" | 42"

FEATURES:

EPS core. PP slick. Crescent tail. 3MM closed cell XPE desk skin. Bottom graphic. Double rails. PP leash with velcro wrist cuff.

PACK OF 6 ASSORTED COLOURS



KINETIC BODYBOARD FINS - TD004

SIZES: *SML*/5 - 5.5 | *MED*/6.5 - 7 | *LGE*/8 - 8.5 |
XLG/9.5 - 10.5 | *XXL*/11 - 11.5

SOLA 2023



FEATURES:

Ergonomically designed soft foot pocket. Drain hole. Stiff blade.



SURGE BODYBOARD BAG - A2180

SIZES: 114X59X7.5CM



FEATURES:

PU lined durable nylon outer. Drainage holes. Spacious front pocket. Padded shoulder straps. Nylon zipper with rustproof slider.

INVERT BODYBOARD BAG - A2182

SIZES: 114X59X7.5CM



FEATURES:

Durable nylon padded outer liner with heat reflective durable tarpee inner. Mesh drainage. Spacious double front pocket. Padded shoulder straps. Nylon zipper with rustproof slider.

360 BODYBOARD BAG - A2181

SIZES: 113X61X9CM



FEATURES:

Durable nylon padded outer, lined with heat reflective durable tarpee inner. Mesh drainage. Spacious double front pocket. Padded shoulder straps. Nylon zipper with rustproof slider.

FIN TEATHER - A0528

SIZES: ONE SIZE

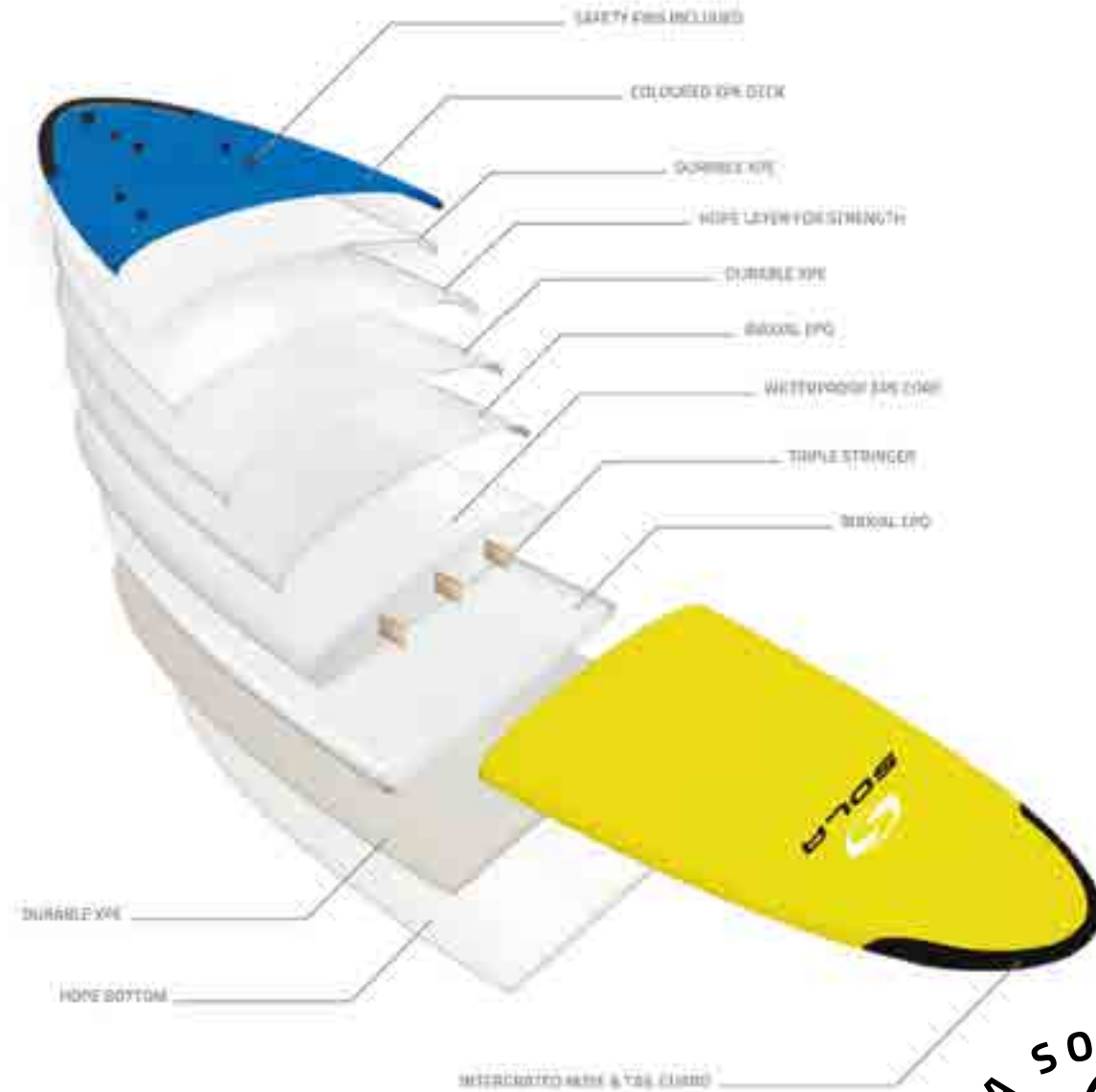


FEATURES:

3MM neoprene padded inner. No more lost fins! Easy release velcro cuff.



SOFTBOARDS & BOARD ACCESSORIES



SOFTBOARDS - A2000

SIZES: 6FT | 7FT | 8FT | 9FT



BLUE/ ORANGE



KHAKI



YELLOW/ TURQUOISE

SURFBOARD SOCKS

FEATURES:

Durable stretch terry towelling fabric.
Padded nylon nose protector.
Internal wax pouch.
Drawstring closure.

SHORTBOARD BOARD SOCK A2160 - 6'3"

SIZES: 6'3"

FUNBOARD BOARD SOCK A2160 - 6'0" | A2160 - 6'7"


SIZES: 6'0" | 6'7"

MINI MAL BOARD SOCK A2160 - 8'0"

SIZES: 8'0"

LONGBOARD BOARD SOCK A2160 - 9'2"

SIZES: 9'2"



SURFBOARD BOARD BAGS

FEATURES:

Heat reflective 6MM outer shell.
Highly durable tarpee.
Internal wax pouch.
Padded grab handle.
Removable shoulder strap.
Nylon zipper with rustproof slider.
*Longboard bag with fin slot.

LONGBOARD 6MM BOARD BAG* A2170 - 9'0"

SIZES: 9'0"

MINI MAL 6MM BOARD BAG A2170 - 7'6" | A2170 - 8'0"

SIZES: 7'6" | 8'0"

HYBRID 6MM BOARD BAG A2170 - 6'0" | A2170 - 6'7" A2170 - 7'0"

SIZES: 6'0" | 6'7" | 7'0"



SURFBOARD LEASHES

FEATURES:

Moulded ends with double swivel. Maximum strength. Quick release cuff. Key pocket. Triple wrapped rail saver with built in leash plug cord.



5FT 6" COMP - A2406

SIZES: 5'6" | 5MM THICKNESS



6FT LEASH - A2406

SIZES: 6'0" | 7MM THICKNESS



7FT LEASH - A2407

SIZES: 7'0" | 7MM THICKNESS



8FT LEASH - A2408

SIZES: 8'0" | 7MM THICKNESS



9FT LEASH - A2408

SIZES: 9'0" | 7MM THICKNESS



10FT LEASH - A2410

SIZES: 10'0" | 8MM THICKNESS



WRIST LEASH - A2404

SIZES: ONE SIZE

FEATURES:

Moulded ends with double swivel.
Coiled urethane cord.
Quick release cuff.



ACCESSORIES

SOLA 2023

CHANGE MAT - A2190

SIZES: 90CM DIAMETER



FEATURES:

Durable waterproof changing mat. Double drawstring with barrel lock closure. Built in handles. Astro turf base to trap dirt & improve comfort on hard or uneven ground.

COLLAPSIBLE WETSUIT BUCKET - A2191

SIZES: 44X38CM (60L)



INSIDE PADDING

FEATURES:

Diameter 44CM X 38CM. 60 liters. 55MM thick closed cell foam in the base of bucket. Tough waterproof fabric. Webbed shoulder strap. Welded seams. Collapsible when not in use.

DRY BAGS - A0026 (2.5L) | A0028 (5L) | A0029 (15L) | A0022 (25L)
DRY BACKPACKS - A0025 (50L) | A0024 (100L)

DRY BAG SIZES: 2.5L | 5L | 15L | 25L

BACKPACK SIZES: 50L | 100L



DRY BAG

ACCESSORIES



BACKPACK

DOUBLE CHAMBER BACKPACK - A2150

SIZES: 30L



FEATURES:

Double chamber inner to separate and wet clothes. Air flow back panel. Waterproof outer. Roll down or side clip closing options. Waterproof front zipped compartment. Double drinks holder. Padded shoulder straps and handle. Adjustable chest strap with buckle.

DRY BAG HOLDALL - A2152

SIZES: 60L



FEATURES:

Extremely heavy duty. Large zipper allows bag to be fully opened. Adjustable shoulder strap, double width for comfort. Wrap around webbing for the utmost durability and strength. Perfect length handle to carry over your shoulder or by your side.

WATERPROOF AQUA POUCH - A2120



FEATURES:

Triple zip lock - 100% waterproof. Adjustable strap. Made from durable PVC. Welded seams. Helps keep belongings safe and secure.

WATERPROOF ACCESSORY CASE - A2110

SIZES: 18X10CM



FEATURES:

Storage space 18cm x 10cm. Waterproofing for valuables such as mobile phones, bank cards & keys. Easy operation of your mobile phone from outside the case. Comfortable to carry thanks to the integrated webbing. Enables good touch sensitivity. Easy opening and closing.

ADULT ADJUSTABLE SNORKEL FINS - MFS02

SIZES: S/M - 37/41 | L/XL - 42/47



FEATURES:

Open heel fits. Quality materials for high performance. Balanced flexibility. Easy adjustable with quick release buckle. Vented blade.

ADULT MASK & SNORKEL SET - MFS03

SIZES: ONE SIZE



FEATURES:

Hardened, tempered safety glass. Anti-allergic silicone mask strap & skirt. Polycarbonate frame. Adjustable strap. Anatomically formed mouthpiece. Flexible snorkel tube with purge valve. Integrated strap holder for mask. Saltwater resistant.

SOFT RACKS - A1041

SIZES: ONE SIZE (49CM X 9CM X 5CM)



FEATURES:

Easy to fit and remove through doors. Holds 2-3 boards. Flat bottom pads reduce roll. Extra firm nylon pads. PVC panels on pads to reduce wax build up. Sturdy metal buckles & webbing straps. Colour coded straps. Reusable portable bag.

PADDED ROOF BAR (PAIR) - A1609

SIZES: 44CM - 90CM

44CM



90CM



FEATURES:

Designed to fit most factory car racks. Durable 600D polyester material. Hook and loop closure. Sola branding.

NEOPRENE CAR SEAT COVER - A1613

SIZES: 44CMX90CM



FEATURES:

3.5MM thick. Double lined neoprene upper. Non-slip, closed cell mesh under. Durable bound edges. Easy fit elastic seat connectors. UV protection. Watertight GBS seams. Easy to remove & clean.

ROOF RACK STRAPS (PAIR) - A0771 (3M) | A0772 (5M)

SIZES: 3M - 5M



FEATURES:

Heavy duty cam buckle with neoprene pad to prevent scratching. Reusable carry box.

SOLA TOWEL CHANGING ROBE - A1051

SIZES: S/M - 90X90CM | L/XL - 90X100CM | XXL - 120CM

BLACK/
BLUE



MINT



FEATURES:

100% 300GSM super soft cotton. Wide arm openings for easy fitting. Great for keeping warm after being in the water and ideal for changing outdoors.

SOLA TOWEL - A1069

SIZES: 75X150CM




FEATURES:

100% cotton velour.

FOUTA BEACH TOWEL - A1078

SIZES: 90X180CM



CORAL



BLUE



GREEN

FEATURES:

Prewashed lightweight beach towel. Highest weaving quality, absorbent, durable and very soft. Perfect for using at the beach, at home, sauna and picnic. A modern and simplistic design whilst staying lightweight and easy to carry. Absorbent & quick drying due to the quality of cotton used. Lets you dry off quickly when wet.

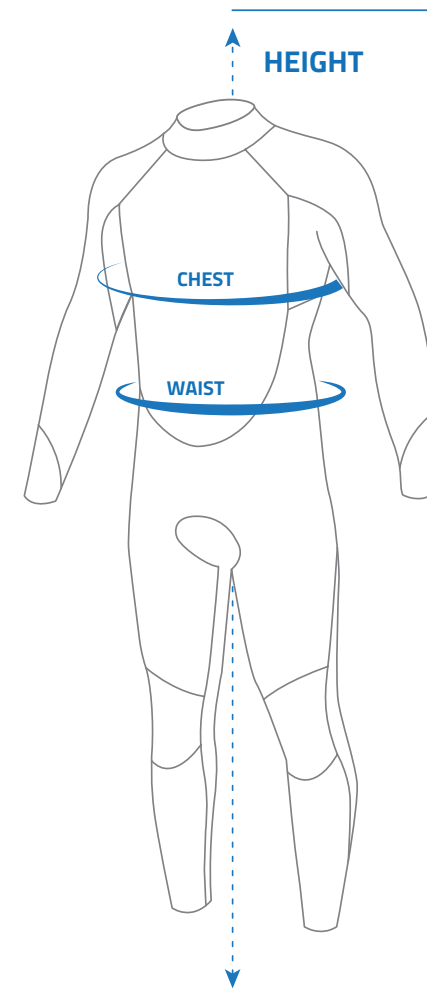


SIZE GUIDE

MENS SIZE	HEIGHT (ft/cm)	CHEST (inch/cm)	WAIST (inch/cm)
SML	5'4" - 5'6" / 162 - 167	33" - 35" / 84 - 89	28" / 71
MSM	5'6" - 5'8" / 167 - 172	35" - 37" / 89 - 94	30" / 76
MST	5'8" - 5'10" / 172 - 177	35" - 37" / 89 - 94	30" / 76
MED	5'8" - 5'10" / 172 - 177	37" - 39" / 94 - 99	32" / 81
MTL	5'10" - 6'0" / 177 - 183	37" - 39" / 94 - 99	32" / 81
MLG	5'10" - 6'0" / 177 - 183	41" - 43" / 99 - 104	34" / 86
LGS	5'8" - 5'10" / 172 - 177	41" - 43" / 104 - 109	36" / 91
LGE	6'0" - 6'2" / 183 - 188	41" - 43" / 104 - 109	36" / 91
XLS	5'8" - 5'10" / 172 - 177	43" - 45" / 109 - 114	38" / 96
XLG	6'2" - 6'4" / 187 - 193	43" - 45" / 109 - 114	38" / 96
XXL	6'3" - 6'5" / 190 - 196	45" - 47" / 114 - 119	40" / 101

LADIES SIZES	HEIGHT (ft/cm)	CHEST (inch/cm)	WAIST (inch/cm)
4	5'0" - 5'3" / 152 - 153	30" - 32" / 76 - 80	20" - 22" / 46 - 51
6	5'1" - 5'3" / 154 - 160	32" - 33" / 81 - 83	22" - 24" / 51 - 56
8	5'2" - 5'5" / 157 - 165	33" - 35" / 83 - 88	24" - 26" / 61 - 66
10	5'5" - 5'8" / 165 - 172	35" - 37" / 88 - 94	26" - 28" / 68 - 71
10T	5'7" - 5'10" / 170 - 177	35" - 37" / 88 - 94	26" - 28" / 68 - 71
12	5'7" - 5'10" / 170 - 177	37" - 39" / 93 - 99	28" - 30" / 71 - 76
12T	5'8" - 5'11" / 172 - 180	37" - 39" / 93 - 99	28" - 30" / 71 - 76
14	5'8" - 5'11" / 172 - 180	39" - 41" / 99 - 104	29" - 31" / 74 - 79
16	5'9" - 6'0" / 172 - 182	41" - 43" / 104 - 109	30" - 32" / 76 - 81
18	5'10" - 6'0" / 177 - 185	43" - 45" / 109 - 114	31" - 34" / 79 - 84
20	6'0" - 6'2" / 185 - 193	45" - 47" / 114 - 119	33" - 35" / 82 - 86

KIDS SIZE	AGE	CHEST (inch/cm)	WAIST (inch/cm)	INSIDE LEG (inch/cm)
QXS	1-2	20.5" / 52	18.5" / 47	15" / 37.5
TXS	2-3	21.5" / 54	20" / 50	16" / 40
XXS	3-4	22.5" / 57	21" / 53	17" / 43.5
XSM	5-6	24" / 60	22" / 55	18.5" / 47
SML	7-8	25" / 63	23" / 58	20" / 51
MED	8-9	26" / 66	24" / 60	22" / 55
LGE	10-11	27" / 69	24.5" / 62	23.5" / 59.5
XLG	11-12	29" / 73	25.5" / 64	25.5" / 64
XXL	12-13	30" / 76	26" / 65	27" / 68.5
3XL	13-14	31" / 79	26.5" / 67	28.5" / 73



SIZE CHART

STAY IN TOUCH

ADDRESS:
Sola Wetsuits,
Moorswater Industrial Estate,
Liskeard, Cornwall,
PL14 4LN,
UK

✉ SALES@SOLA.CO.UK

🖱 TRADEWETSUITS.COM

☎ +44 (0) 1579 340 100



@SOLAWETSUITS



OPEN YOUR PHONE
CAMERA & SCAN ME.

OR GO TO
TRADEWETSUITS.COM

 **SOLA**