



BUILT BY SURFERS, FOR SURFERS

2022

With over 50 years of experience in manufacturing and designing wetsuits, Sola has been at the forefront of wetsuit innovation and watersports development. Making top quality products which are designed by surfers, for surfers.



CONTENTS

MATERIALS & CONSTRUCTION	4 - 5	KAYAKING & SAILING EQUIPMENT	48 - 51
WINTER WETSUITS	6 - 17	INFLATABLE STAND-UP PADDLE BOARD	52 - 53
Mens			
Ladies			
Kids			
SUMMER WETSUITS	18 - 29	BODYBOARDS & BODYBOARD ACCESSORIES	54 - 59
Mens			
Ladies		SOFTBOARD & SURFBOARD ACCESSORIES	60 - 63
Kids			
LADIES SPRINGSUIT	30 - 31	BEACH ACCESSORIES	64 - 68
SCHOOL SUITS	32 - 33	SIZE CHART	69
OPEN WATER SWIMMING	34 - 35		
WATERPROOF CHANGING COAT	36 - 37		
RASH VESTS	38 - 39		
FOOTWEAR	40 - 43		
GLOVES & HOODS	44 - 47		



TECHNICAL FEATURES

WETSUIT NEOPRENE



ULTRALIGHT



Super light neoprene for added warmth and flexibility. Improved insulation.



4-WAY STRETCH



Highly flexible neoprene. Improves movement.

WETSUIT LINING



QUICK DRYING



Allows for a quicker drying time.

WETSUIT CONSTRUCTION



GLUED & BLIND STITCHED



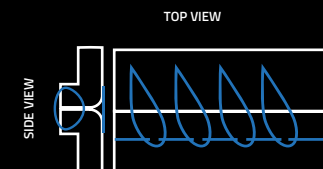
Strong, durable and watertight construction.



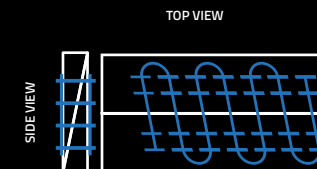
FLATLOCKED



Flat and comfortable.



A blind stitch uses curved needles and penetrates the neoprene only partway through. Since the holes are only partial, this stitch provides the best cold water protection and is the industry standard. Most blind stitches are reinforced with tape and/ or glue for extra durability and water protection.



A more durable stitch used in most summer wetsuits. Triple needles penetrate and bind layers of neoprene together providing a strong but flat stitch for comfort and strength. Not as watertight as blind stitching but very hardwearing.



LIQUID TAPE



100% waterproof. Seams are sealed with liquid rubber.



FOCUSED NEO TAPING



Flexible spot taping in strategic areas for extra strength.



MESH SKIN



Chest and back panels. Increases the warmth of the suit and helps to reduce wind-chill.



NEO TAPING



Flexible taping along seams for added strength. Limits water penetration and increases warmth.



DOUBLE DIAMOND



Durable, double knit nylon fabric protects high-wear areas.

WETSUIT ENTRY



FRONT ZIP



Front entry system. YKK zip.



BACK ZIP



Back entry system. YKK zip.

WETSUIT THICKNESS



The neoprene used in Sola wetsuits varies in thickness. Measured in millimeters as indicated by these icons. The basic rule is, the colder the water the thicker the neoprene.



WINTER WETSUITS






MENS INFERNO FZ 5/4 - A1501

SIZE: SML | MSM | MED | MTL | MLG | LGE | XLG



I N F E R N O 5 / 4



THICKNESS



CONSTRUCTION

FRONT ENTRY MINI YKK ZIP WITH LOCKDOWN ANTI FLUSH SYSTEM. DOUBLE DIAMOND KNIT NYLON KNEEPADS, GLIDESKIN COLLAR & QUICK DRY INTERIOR THERMAL LINING.



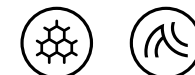
ADVANCED SEAMS

GLUED AND BLIND STITCHED FOR ZERO WATER PENETRATION. DURABLE INTERNAL NEO TAPING & COMPREHENSIVE, 100% WATERPROOF, OUTER SEAMS SEALED WITH LIQUID RUBBER.



ULTRA LIGHT MATERIALS

5/4MM 100% INSULIGHT 4-WAY SUPERSTRETCH NEOPRENE. FEATHERLIGHT SS-1 FOAM FOR A LIGHTER MORE COMFORTABLE SUIT. ANATOMICALLY CONTOURED FIT WITH MINIMAL PANEL LAYOUT FOR ADDED HEAT RETENTION & RANGE OF MOVEMENT.



NEO TAPING

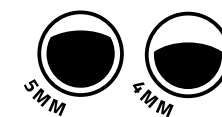
FLEXIBLE NEOPRENE STRETCH TAPE INTERNALLY FOR ADDED DURABILITY & BIAxIAL SPOT TAPE IN CRITICAL POSITIONS. LIMITS WATER PENETRATION & INCREASES WARMTH.

LADIES NOVA FZ 5/4 - A1506

SIZE: 06 | 08 | 10 | 12 | 14



NOVA 5/4



THICKNESS



CONSTRUCTION

FRONT ENTRY MINI YKK ZIP WITH LOCKDOWN ANTI FLUSH SYSTEM. DOUBLE DIAMOND KNIT NYLON KNEEPAIDS, GLIDESKIN COLLAR & QUICK DRY INTERIOR THERMAL LINING.



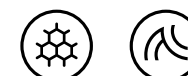
ADVANCED SEAMS

GLUED AND BLIND STITCHED FOR ZERO WATER PENETRATION. DURABLE INTERNAL NEO TAPING.



ULTRA LIGHT MATERIALS

5/4MM 100% INSULIGHT 4-WAY SUPERSTRETCH NEOPRENE. FEATHERLIGHT SS-1 FOAM FOR A LIGHTER MORE COMFORTABLE SUIT. ANATOMICALLY CONTOURED FIT WITH MINIMAL PANEL LAYOUT FOR ADDED HEAT RETENTION & RANGE OF MOVEMENT.



NEO TAPING

NEOPRENE STRETCH TAPE INTERNALLY FOR ADDED DURABILITY & BIAXIAL SPOT TAPE IN CRITICAL POSITIONS. LIMITS WATER PENETRATION & INCREASES WARMTH.

YOUTH SYSTEM FZ 5/4 - A1507

SIZE: LGE | XLG | XXL | 3XL



SYSTEM 5/4



THICKNESS



CONSTRUCTION

FRONT ENTRY MINI YKK ZIP WITH LOCKDOWN ANTI FLUSH SYSTEM. DOUBLE DIAMOND KNIT NYLON KNEEPADS, GLIDESKIN COLLAR & QUICK DRY INTERIOR THERMAL LINING.



ADVANCED SEAMS

GLUED AND BLIND STITCHED FOR ZERO WATER PENETRATION. DURABLE INTERNAL NEO TAPING.



ULTRA LIGHT MATERIALS

5/4MM 100% INSULIGHT 4-WAY SUPERSTRETCH NEOPRENE. FEATHERLIGHT SS-1 FOAM FOR A LIGHTER MORE COMFORTABLE SUIT. ANATOMICALLY CONTOURED FIT WITH MINIMAL PANEL LAYOUT FOR ADDED HEAT RETENTION & RANGE OF MOVEMENT.



NEO TAPING

FLEXIBLE NEOPRENE STRETCH TAPE INTERNALLY FOR ADDED DURABILITY & BIAXIAL SPOT TAPE IN CRITICAL POSITIONS. LIMITS WATER PENETRATION & INCREASES WARMTH.

MENS BLAZE BZ 5/4 - A1502

SIZE: SML | MED | MTL | MLG | LGE | XLG | XXL



GREY/
BURGUNDY

BLACK/
BLACK



CONSTRUCTION

BACK ENTRY YKK ZIP WITH METAL SLIDER. DOUBLE DIAMOND KNIT NYLON KNEEPADS. DOUBLE LINED COLLAR WITH VELCRO CLOSURE.



ADVANCED SEAMS

GLUED AND BLIND STITCHED FOR ZERO WATER PENETRATION.



ULTRA LIGHT MATERIALS

5/4MM 50% INSULIGHT 4-WAY SUPERSTRETCH NEOPRENE. FEATHERLIGHT SS-1 FOAM FOR A LIGHTER MORE COMFORTABLE SUIT. ANATOMICALLY CONTOURED FIT WITH MINIMAL PANEL LAYOUT FOR ADDED HEAT RETENTION & RANGE OF MOVEMENT.



NEO TAPING

BIAXIAL SPOT TAPE IN CRITICAL POSITIONS.

LADIES STAR BZ 5/4 - A1503

SIZE: 06 | 08 | 10 | 12 | 14 | 16 | 18

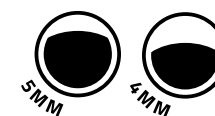
star 5:4
★ ★ ★



BLUE/
PALM



BLACK/
PALM/
PEACH



THICKNESS



°C 8°C-12°C 12°C-15°C 15°C-18°C 18°C-21°C+



CONSTRUCTION

BACK ENTRY YKK ZIP WITH METAL SLIDER. DOUBLE DIAMOND KNIT NYLON KNEEPADS. DOUBLE LINED COLLAR WITH VELCRO CLOSURE.



ADVANCED SEAMS

GLUED AND BLIND STITCHED FOR ZERO WATER PENETRATION.



ULTRA LIGHT MATERIALS

5/4MM 50% INSULIGHT 4-WAY SUPERSTRETCH NEOPRENE. FEATHERLIGHT SS-1 FOAM FOR A LIGHTER MORE COMFORTABLE SUIT. ANATOMICALLY CONTOURED FIT WITH MINIMAL PANEL LAYOUT FOR ADDED HEAT RETENTION & RANGE OF MOVEMENT.



NEO TAPING

BIAXIAL SPOT TAPE IN CRITICAL POSITIONS.

KIDS FIRE BZ 5/4 - A1508

SIZE: SML | MED | LGE | XLG | XXL | 3XL

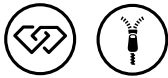


GREY/
BURGUNDY



BLACK/
FLOW GREEN

FIRE  **5:4 GBS**
GLUED BLIND STITCHED



CONSTRUCTION

BACK ENTRY YKK ZIP WITH METAL SLIDER. DOUBLE DIAMOND KNIT NYLON KNEEPADS. DOUBLE LINED COLLAR WITH VELCRO CLOSURE.



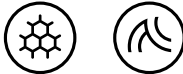
ADVANCED SEAMS

GLUED AND BLIND STITCHED FOR ZERO WATER PENETRATION.



ULTRA LIGHT MATERIALS

5/4MM 50% INSULIGHT 4-WAY SUPERSTRETCH NEOPRENE. FEATHERLIGHT SS-1 FOAM FOR A LIGHTER MORE COMFORTABLE SUIT. ANATOMICALLY CONTOURED FIT WITH MINIMAL PANEL LAYOUT FOR ADDED HEAT RETENTION & RANGE OF MOVEMENT.



NEO TAPING

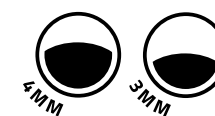
FLEXIBLE NEOPRENE STRETCH TAPE INTERNALLY FOR ADDED DURABILITY & BIAXIAL SPOT TAPE IN CRITICAL POSITIONS. LIMITS WATER PENETRATION & INCREASES WARMTH.

KIDS FIRE FZ 4/3 - A1509

SIZE: SML | MED | LGE | XLG | XXL | 3XL



FIRE 4:3 GBS
GLUED BLIND STITCHED



THICKNESS



CONSTRUCTION

BACK ENTRY YKK ZIP WITH METAL SLIDER. DOUBLE DIAMOND KNIT NYLON KNEEPADS. DOUBLE LINED COLLAR WITH VELCRO CLOSURE. MESH SKIN CHEST & BACK PANEL INCREASES THE WARMTH AND COMBATS WINDCHILL.



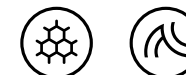
ADVANCED SEAMS

GLUED AND BLIND STITCHED FOR ZERO WATER PENETRATION.



ULTRA LIGHT MATERIALS

4/3MM 100% INSULIGHT 4-WAY SUPERSTRETCH NEOPRENE. FEATHERLIGHT SS-1 FOAM FOR A LIGHTER MORE COMFORTABLE SUIT. ANATOMICALLY CONTOURED FIT. HEAT RETAINING THERMAL TORSE LINING.



NEO TAPING


FLEXIBLE NEOPRENE STRETCH TAPE INTERNALLY FOR ADDED DURABILITY & BIAxIAL SPOT TAPE IN CRITICAL POSITIONS. LIMITS WATER PENETRATION & INCREASES WARMTH.

MENS H2O FZ 4/3 - A1704

SIZE: SML | MSM | MED | MTL | MLG | LGE | XLG



H2O 4:3



THICKNESS



CONSTRUCTION

FRONT ENTRY MINI YKK ZIP WITH LOCKDOWN ANTI FLUSH SYSTEM. DOUBLE DIAMOND KNIT NYLON KNEEPADS, GLIDESKIN COLLAR.



ADVANCED SEAMS

GLUED AND BLIND STITCHED FOR ZERO WATER PENETRATION.



ULTRA LIGHT MATERIALS

4/3MM 100% INSULIGHT 4-WAY SUPERSTRETCH NEOPRENE. FEATHERLIGHT SS-1 FOAM FOR A LIGHTER MORE COMFORTABLE SUIT. ANATOMICALLY CONTOURED FIT WITH MINIMAL PANEL LAYOUT FOR ADDED HEAT RETENTION & RANGE OF MOVEMENT.



NEO TAPING

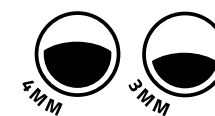

NEOPRENE STRETCH TAPE INTERNALLY FOR ADDED DURABILITY & BIAXIAL SPOT TAPE IN CRITICAL POSITIONS. LIMITS WATER PENETRATION & INCREASES WARMTH.

MENS H2O BZ 4/3 - A1707

SIZE: SML | MSM | MED | MTL | MLG | LGE | XLG



H2O 4:3



THICKNESS



CONSTRUCTION

BACK ENTRY YKK ZIP WITH METAL SLIDER. DOUBLE DIAMOND KNIT NYLON KNEEPADS. DOUBLE LINED COLLAR WITH VELCRO CLOSURE.



ADVANCED SEAMS

GLUED AND BLIND STITCHED FOR ZERO WATER PENETRATION.



ULTRA LIGHT MATERIALS

4/3MM 100% INSULIGHT 4-WAY SUPERSTRETCH NEOPRENE. FEATHERLIGHT SS-1 FOAM FOR A LIGHTER MORE COMFORTABLE SUIT. ANATOMICALLY CONTOURED FIT WITH MINIMAL PANEL LAYOUT FOR ADDED HEAT RETENTION & RANGE OF MOVEMENT.



NEO TAPING

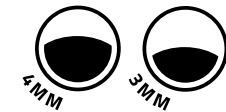

NEOPRENE STRETCH TAPE INTERNALLY FOR ADDED DURABILITY & BIAXIAL SPOT TAPE IN CRITICAL POSITIONS. LIMITS WATER PENETRATION & INCREASES WARMTH.

LADIES H2O FZ 4/3 - A1708

SIZE: 06 | 08 | 10 | 12 | 14 | 16 | 18



H2O 4:3



THICKNESS



CONSTRUCTION

BACK ENTRY YKK ZIP WITH METAL SLIDER. DOUBLE DIAMOND KNIT NYLON KNEEPADS. DOUBLE LINED COLLAR WITH VELCRO CLOSURE.



ADVANCED SEAMS

GLUED AND BLIND STITCHED FOR ZERO WATER PENETRATION.



ULTRA LIGHT MATERIALS

4/3MM 100% INSULIGHT 4-WAY SUPERSTRETCH NEOPRENE. FEATHERLIGHT SS-1 FOAM FOR A LIGHTER MORE COMFORTABLE SUIT. ANATOMICALLY CONTOURED FIT WITH MINIMAL PANEL LAYOUT FOR ADDED HEAT RETENTION & RANGE OF MOVEMENT.



NEO TAPING

NEOPRENE STRETCH TAPE INTERNALLY FOR ADDED DURABILITY & BIAXIAL SPOT TAPE IN CRITICAL POSITIONS. LIMITS WATER PENETRATION & INCREASES WARMTH.

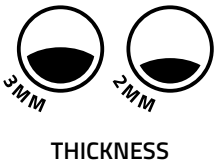



SUMMER WETSUITS



MENS H2O FZ 3/2 - A1701

SIZE: SML | MSM | MED | MTL | MLG | LGE | XLG



CONSTRUCTION

FRONT ENTRY MINI YKK ZIP WITH LOCKDOWN ANTI FLUSH SYSTEM. DOUBLE DIAMOND KNIT NYLON KNEEPADS, GLIDESKIN COLLAR FOR EXTRA COMFORT.



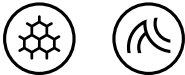
STRONG SEAMS

GLUED AND BLIND STITCHED FOR ZERO WATER PENETRATION. DURABLE INTERNAL NEO TAPING.



ULTRA LIGHT MATERIALS

3/2MM 100% INSULIGHT 4-WAY SUPERSTRETCH NEOPRENE. FEATHERLIGHT SS-1 FOAM FOR A LIGHTER MORE COMFORTABLE SUIT. ANATOMICALLY CONTOURED FIT WITH MINIMAL PANEL LAYOUT FOR ADDED HEAT RETENTION & RANGE OF MOVEMENT.



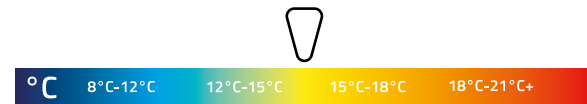

NEO TAPING

FLEXIBLE NEOPRENE STRETCH TAPE INTERNALLY FOR ADDED DURABILITY & BIAXIAL SPOT TAPE IN CRITICAL POSITIONS. LIMITS WATER PENETRATION & INCREASES WARMTH.

LADIES H2O FZ 3/2 - A1703

SIZE: 06 | 08 | 10 | 12 | 14 | 16

SOLA 2022



CONSTRUCTION

FRONT ENTRY MINI YKK ZIP WITH LOCKDOWN ANTI FLUSH SYSTEM. DOUBLE DIAMOND KNIT NYLON KNEEPADS, GLIDESKIN COLLAR FOR EXTRA COMFORT.



STRONG SEAMS

GLUED AND BLIND STITCHED FOR ZERO WATER PENETRATION. DURABLE INTERNAL NEO TAPING.



ULTRA LIGHT MATERIALS

5/4MM 100% INSULIGHT 4-WAY SUPERSTRETCH NEOPRENE. FEATHERLIGHT SS-1 FOAM FOR A LIGHTER MORE COMFORTABLE SUIT. ANATOMICALLY CONTOURED FIT WITH MINIMAL PANEL LAYOUT FOR ADDED HEAT RETENTION & RANGE OF MOVEMENT.



NEO TAPING

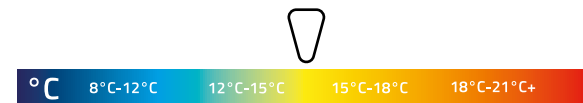
NEOPRENE STRETCH TAPE INTERNALLY FOR ADDED DURABILITY & BIAxIAL SPOT TAPE IN CRITICAL POSITIONS. LIMITS WATER PENETRATION & INCREASES WARMTH.

KIDS H2O FZ 3/2 - A1709

SIZE: SML | MED | LGE | XLG | XXL | 3XL



THICKNESS



CONSTRUCTION

FRONT ENTRY MINI YKK ZIP WITH LOCKDOWN ANTI FLUSH SYSTEM. DOUBLE DIAMOND KNIT NYLON KNEEPADS, GLIDESKIN COLLAR FOR EXTRA COMFORT.



STRONG SEAMS

GLUED AND BLIND STITCHED FOR ZERO WATER PENETRATION. DURABLE INTERNAL NEO TAPING.



ULTRA LIGHT MATERIALS

3/2MM 100% INSULIGHT 4-WAY SUPERSTRETCH NEOPRENE. FEATHERLIGHT SS-1 FOAM FOR A LIGHTER MORE COMFORTABLE SUIT. ANATOMICALLY CONTOURED FIT WITH MINIMAL PANEL LAYOUT FOR ADDED HEAT RETENTION & RANGE OF MOVEMENT.



NEO TAPING

FLEXIBLE NEOPRENE STRETCH TAPE INTERNALLY FOR ADDED DURABILITY & BIAxIAL SPOT TAPE IN CRITICAL POSITIONS. LIMITS WATER PENETRATION & INCREASES WARMTH.

MENS FUSION BZ 3/2 FULLSUIT - A1711

SIZE: SML | MSM | MST | MED | MTL | MLG | LGS | LGE | XLS | XLG | XXL

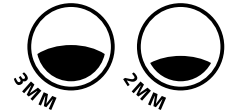

FUSION

4 WAY SUPER-STRETCH | FLATLOCKED SEAMS



3:2

100% STRETCH



THICKNESS



°C 8°C-12°C 12°C-15°C 15°C-18°C 18°C-21°C+



CONSTRUCTION

BACK ENTRY YKK ZIP WITH METAL SLIDER. DOUBLE DIAMOND KNIT NYLON KNEEPADS. GLIDESKIN COLLAR FOR EXTRA COMFORT. INTERNAL KEY POCKET.



STRONG SEAMS

FLATLOCKED SEAMS FOR DURABILITY AND COMFORT, ENHANCING THE LIFESPAN OF THE WETSUIT.



ULTRA LIGHT MATERIALS

3/2MM 100% INSULIGHT 4-WAY SUPERSTRETCH NEOPRENE. FEATHERLIGHT SS-1 FOAM FOR A LIGHTER MORE COMFORTABLE SUIT. ANATOMICALLY CONTOURED FIT WITH MINIMAL PANEL LAYOUT FOR ADDED HEAT RETENTION & RANGE OF MOVEMENT.



MESH SKIN

MESH SKIN CHEST AND BACK PANELS INCREASES THE WARMTH & COMBATS WINDCHILL.

SOLA 2022



BLACK/
KHAKE



BLACK



NAVY/
MARL

LADIES IGNITE BZ 3/2 FULLSUIT - A1712

SIZE: 08 | 10 | 10T | 12T | 12 | 14 | 16 | 18 | 20



GREY/
FLORAL



BLACK




NAVY/
TIEDYE

Ignite 3.2

4 WAY SUPER-STRETCH | FLATLOCKED SEAMS

100% STRETCH



THICKNESS



°C 8°C-12°C 12°C-15°C 15°C-18°C 18°C-21°C+



CONSTRUCTION

BACK ENTRY YKK ZIP WITH METAL SLIDER. DOUBLE DIAMOND KNIT NYLON KNEEPADS. GLIDESKIN COLLAR FOR EXTRA COMFORT. INTERNAL KEY POCKET.



STRONG SEAMS

FLATLOCKED SEAMS FOR DURABILITY AND COMFORT, ENHANCING THE LIFESPAN OF THE WETSUIT.



ULTRA LIGHT MATERIALS

3/2MM 100% INSULIGHT 4-WAY SUPERSTRETCH NEOPRENE. FEATHERLIGHT SS-1 FOAM FOR A LIGHTER MORE COMFORTABLE SUIT. ANATOMICALLY CONTOURED FIT WITH MINIMAL PANEL LAYOUT FOR ADDED HEAT RETENTION & RANGE OF MOVEMENT.



MESH SKIN

MESH SKIN CHEST AND BACK PANELS INCREASES THE WARMTH & COMBATS WINDCHILL.

SUMMER WETSUITS

KIDS STORM BZ 3/2 FULLSUIT - A1713

SIZE: QXS | TXS | XXS | XSM | SML | MED | LGE | XLG | XXL | 3XL



BLACK/
KHAKI



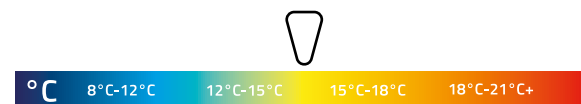
LIME/
NAVY



BLUE/
MARL



THICKNESS



CONSTRUCTION

BACK ENTRY YKK ZIP WITH METAL SLIDER. DOUBLE DIAMOND KNIT NYLON KNEEPADS. GLIDESKIN COLLAR FOR EXTRA COMFORT. INTERNAL KEY POCKET.



STRONG SEAMS

FLATLOCKED SEAMS FOR DURABILITY AND COMFORT, ENHANCING THE LIFESPAN OF THE WETSUIT.



ULTRA LIGHT MATERIALS

3/2MM 100% INSULIGHT 4-WAY SUPERSTRETCH NEOPRENE. FEATHERLIGHT SS-1 FOAM FOR A LIGHTER MORE COMFORTABLE SUIT. ANATOMICALLY CONTOURED FIT WITH MINIMAL PANEL LAYOUT FOR ADDED HEAT RETENTION & RANGE OF MOVEMENT.



MESH SKIN

MESH SKIN CHEST AND BACK PANELS INCREASES THE WARMTH & COMBATS WINDCHILL.

KIDS STORM BZ 3/2 FULLSUIT - A1713

SIZE: QXS | TXS | XXS | XSM | SML | MED | LGE | XLG | XXL | 3XL

STORM  **3:2**
4 WAY SUPER-STRETCH | FLATLOCKED SEAMS




BLUE/
CAMO



BLUE/
RED



TIEDYE



THICKNESS



CONSTRUCTION

BACK ENTRY YKK ZIP WITH METAL SLIDER. DOUBLE DIAMOND KNIT NYLON KNEEPADS. GLIDESKIN COLLAR FOR EXTRA COMFORT. INTERNAL KEY POCKET.



STRONG SEAMS

FLATLOCKED SEAMS FOR DURABILITY AND COMFORT, ENHANCING THE LIFESPAN OF THE WETSUIT.



ULTRA LIGHT MATERIALS

3/2MM 100% INSULIGHT 4-WAY SUPERSTRETCH NEOPRENE. FEATHERLIGHT SS-1 FOAM FOR A LIGHTER MORE COMFORTABLE SUIT. ANATOMICALLY CONTOURED FIT WITH MINIMAL PANEL LAYOUT FOR ADDED HEAT RETENTION & RANGE OF MOVEMENT.



MESH SKIN

MESH SKIN CHEST AND BACK PANELS INCREASES THE WARMTH & COMBATS WINDCHILL.

SUMMER WETSUITS

MENS FUSION BZ 3/2 SHORTIE - A1721

SIZE: SML | MSM | MED | MLG | LGS | LGE | XLS | XLG | XXL

FUSION

4 WAY SUPER-STRETCH | FLATLOCKED SEAMS



3:2

SOLA 2022



BLACK/
KHAKI



BLACK



NAVY/
MARL



THICKNESS



CONSTRUCTION

BACK ENTRY YKK ZIP WITH METAL SLIDER. GLIDESKIN COLLAR FOR EXTRA COMFORT. INTERNAL KEY POCKET.



STRONG SEAMS

FLATLOCKED SEAMS FOR DURABILITY AND COMFORT, ENHANCING THE LIFESPAN OF THE WETSUIT.



ULTRA LIGHT MATERIALS

3/2MM 100% INSULIGHT 4-WAY SUPERSTRETCH NEOPRENE. FEATHERLIGHT SS-1 FOAM FOR A LIGHTER MORE COMFORTABLE SUIT. ANATOMICALLY CONTOURED FIT WITH MINIMAL PANEL LAYOUT FOR ADDED HEAT RETENTION & RANGE OF MOVEMENT.



MESH SKIN

MESH SKIN CHEST AND BACK PANELS INCREASES THE WARMTH & COMBATS WINDCHILL.

LADIES IGNITE BZ 3/2 SHORTIE - A1722

SIZE: 08 | 10 | 12 | 14 | 16 | 18 | 20



GREY/
FLORAL



BLACK



NAVY/
TIE DYE

Ignite 3.2

4 WAY SUPER-STRETCH | FLATLOCKED SEAMS



THICKNESS



CONSTRUCTION

BACK ENTRY YKK ZIP WITH METAL SLIDER. GLIDESKIN COLLAR FOR EXTRA COMFORT. INTERNAL KEY POCKET.



STRONG SEAMS

FLATLOCKED SEAMS FOR DURABILITY AND COMFORT, ENHANCING THE LIFESPAN OF THE WETSUIT.



ULTRA LIGHT MATERIALS

3/2MM 100% INSULIGHT 4-WAY SUPERSTRETCH NEOPRENE. FEATHERLIGHT SS-1 FOAM FOR A LIGHTER MORE COMFORTABLE SUIT. ANATOMICALLY CONTOURED FIT WITH MINIMAL PANEL LAYOUT FOR ADDED HEAT RETENTION & RANGE OF MOVEMENT.



MESH SKIN

MESH SKIN CHEST AND BACK PANELS INCREASES THE WARMTH & COMBATS WINDCHILL.

SUMMER WETSUITS

KIDS STORM BZ 3/2 FULLSUIT - A1723

SIZE: QXS | TXS | XXS | XSM | SML | MED | LGE | XLG | XXL | 3XL



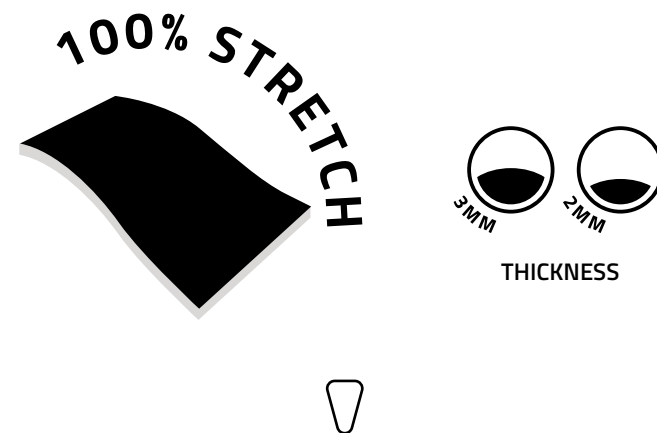
BLACK/
KHAKI



LIME/
NAVY



BLUE/
MARL



CONSTRUCTION

BACK ENTRY YKK ZIP WITH METAL SLIDER. GLIDESKIN COLLAR FOR EXTRA COMFORT. INTERNAL KEY POCKET.



STRONG SEAMS

FLATLOCKED SEAMS FOR DURABILITY AND COMFORT, ENHANCING THE LIFESPAN OF THE WETSUIT.



ULTRA LIGHT MATERIALS

3/2MM 100% INSULIGHT 4-WAY SUPERSTRETCH NEOPRENE. FEATHERLIGHT SS-1 FOAM FOR A LIGHTER MORE COMFORTABLE SUIT. ANATOMICALLY CONTOURED FIT WITH MINIMAL PANEL LAYOUT FOR ADDED HEAT RETENTION & RANGE OF MOVEMENT.



MESH SKIN

MESH SKIN CHEST AND BACK PANELS INCREASES THE WARMTH & COMBATS WINDCHILL.

KIDS STORM BZ 3/2 FULLSUIT - A1723

SIZE: QXS | TXS | XXS | XSM | SML | MED | LGE | XLG | XXL | 3XL



BLUE/
CAMO




BLUE/
RED



TIEDYE

STORM  **3:2**
4 WAY SUPER-STRETCH | FLATLOCKED SEAMS



THICKNESS



CONSTRUCTION

BACK ENTRY YKK ZIP WITH METAL SLIDER, GLIDESKIN COLLAR FOR EXTRA COMFORT. INTERNAL KEY POCKET.



STRONG SEAMS

FLATLOCKED SEAMS FOR DURABILITY AND COMFORT, ENHANCING THE LIFESPAN OF THE WETSUIT.



ULTRA LIGHT MATERIALS

3/2MM 100% INSULIGHT 4-WAY SUPERSTRETCH NEOPRENE, FEATHERLIGHT SS-1 FOAM FOR A LIGHTER MORE COMFORTABLE SUIT. ANATOMICALLY CONTOURED FIT WITH MINIMAL PANEL LAYOUT FOR ADDED HEAT RETENTION & RANGE OF MOVEMENT.



MESH SKIN

MESH SKIN CHEST AND BACK PANELS INCREASES THE WARMTH & COMBATS WINDCHILL.

SUMMER WETSUITS

• NEW •

Ignite
springsuit 3:2

LADIES BZ 3/2 IGNITE SPRINGSUIT - A1705

SIZE: 04 | 06 | 08 | 10 | 12 | 14 | 16




BLACK/
FLORAL



NAVY/
LEAF

Ignite springsuit 3:2



THICKNESS



CONSTRUCTION

BACK ENTRY YKK ZIP WITH METAL SLIDER. GLIDESKIN COLLAR FOR EXTRA COMFORT. INTERNAL KEY POCKET.



STRONG SEAMS

FLATLOCKED SEAMS FOR DURABILITY AND COMFORT, ENHANCING THE LIFESPAN OF THE WETSUIT.



ULTRA LIGHT MATERIALS

3/2MM 100% INSULIGHT 4-WAY SUPERSTRETCH NEOPRENE. FEATHERLIGHT SS-1 FOAM FOR A LIGHTER MORE COMFORTABLE SUIT. ANATOMICALLY CONTOURED FIT WITH MINIMAL PANEL LAYOUT FOR ADDED HEAT RETENTION & RANGE OF MOVEMENT.



SCHOOL SUITS

SCHOOL SUITS BZ 5/4/3MM - A1801 (ADULTS) | A1802 (KIDS)

A1801 MENS SIZE: SML | MSM | MED | MTL | MLG | LGE | XLG | XXL | XXXL

A1801 LADIES SIZE: 6 | 8 | 10 | 12 | 14

A1802 KIDS SIZE: XSM | SML | MED | LGE | XLG | XXL | 3XL



CONSTRUCTION

BACK ENTRY YKK ZIP WITH METALLIC SLIDER. NYLON COLLAR WITH LYCRA BOUND EDGES. NEOPRENE STRETCH TAPE IN HIGH STRESS AREAS. BIAXIAL SPOT TAPE IN CRITICAL POSITIONS. DOUBLE KNIT NYLON SEAT AND KNEEPADS FOR DURABILITY.



DURABLE MATERIALS

SUPERLIGHT GLIDESKIN BODY AND SLEEVES, 3MM TORSO & LOWER BODY, 2MM ARMS FOR BALANCED BUOYANCY. FEATHERLIGHT SS-1 FOAM FOR A LIGHTER MORE COMFORTABLE SUIT. ANATOMICALLY CONTOURED FIT.



STRONG SEAMS

GLUED AND BLIND STITCHED FOR ZERO WATER PENETRATION. DURABLE INTERNAL NEO TAPING.



SIZE & COLOUR CODED

SIZE CODED ON WRIST FOR QUICK SELECTION.



THICKNESS



ROBUST

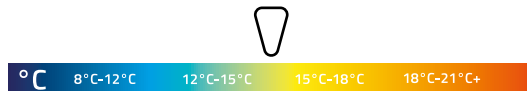
SCHOOL SUITS BZ 3/2MM - A1803 (ADULTS) | A1804 (KIDS)

A1803 ADULT SIZE: MSM | MED | MTL | MLG | LGE | XLG | XXL

A1804 KIDS SIZE: XSM | SML | MED | LGE | XLG | XXL | 3XL



THICKNESS



CONSTRUCTION

BACK ENTRY YKK ZIP WITH MENTAL SLIDER. NYLON COLLAR WITH LYCRA BOUND EDGES. NEOPRENE STRETCH TAPE IN HIGH STRESS AREAS. BIAXIAL SPOT TAPE IN CRITICAL POSITIONS. DOUBLE KNIT NYLON KNEEPADS FOR DURABILITY.



DURABLE MATERIALS

SUPERLIGHT GLIDESKIN BODY AND SLEEVES, 3MM TORSO & LOWER BODY, 2MM ARMS FOR BALANCED BUOYANCY. FEATHERLIGHT SS-1 FOAM FOR A LIGHTER MORE COMFORTABLE SUIT. ANATOMICALLY CONTOURED FIT.



STRONG SEAMS

FLATLOCKED SEAMS FOR DURABILITY AND COMFORT, ENHANCING THE LIFESPAN OF THE WETSUIT.



SIZE & COLOUR CODED

SIZE CODED ON WRIST FOR QUICK SELECTION.



ROBUST





OPEN WATER SWIMMING



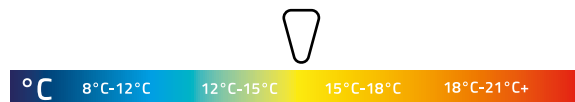
OPEN WATER 3/2 BZ - A1730

MENS SIZE: SML | MSM | MED | MTL | MLG | LGE | XLG

LADIES SIZE: 10 | 12 | 14 | 16 | 18



THICKNESS



OPEN WATER



CONSTRUCTION

BACK ENTRY YKK ZIP WITH MENTAL SLIDER. ZIP PULL WITH VELCRO TIP. NYLON COLLAR WITH ADJUSTABLE VELCRO CLOSURE. DURABLE NYLON KNEE AREA. NYLON CUFFS FOR STROKE & CATCH SENSE.



DURABLE MATERIALS

SUPERLIGHT GLIDESKIN BODY AND SLEEVES, 3MM TORSO & LOWER BODY, 2MM ARMS FOR BALANCED BUOYANCY. FEATHERLIGHT SS-1 FOAM FOR A LIGHTER MORE COMFORTABLE SUIT. ANATOMICALLY CONTOURED FIT.



STRONG SEAMS

FLATLOCK SEAMS FOR DURABILITY & COMFORT, ENHANCING THE LIFESPAN OF THE WETSUIT.



OPEN WATER 3MM SWIMMING CAP - A1332

SIZES: SML | MED | LGE



FEATURES:

Smooth skin neoprene. Velcro chin strap. GBS seams.

SOLA SWIMMING GOGGLES - A1733

SIZES: ONE SIZE



RE-USABLE TRAVEL CASE

FEATURES:

Adjustable head strap. Made with silicon rubber, which gives increased comfort, minimises leaks and ensures a fixed placement to the face. Polycarbonate lens protects the eyes from harmful ultraviolet rays. Anti-fog technology provides clarity, enhancing your swimming experience.

INFLATABLE DRY BAG (SMALL) - A0031

SIZES: 20L



FEATURES:

Brightly coloured. Waist belt with tether line. Durable PVC construction. Easy to inflate/ deflate. Ultra lightweight. Storage space for personal belongings.

INFLATABLE DRY BAG (LARGE) - A0031

SIZES: 28L



FEATURES:

Brightly coloured. Waist belt with tether line. Durable PVC & nylon construction. Easy to inflate/ deflate. Ultra lightweight. Storage space for personal belongings. Double air chamber.



WATERPROOF CHANGING COAT



WATERPROOF CHANGING COAT - A1053

ADULT SIZE: SML | MED | LGE | XLG

KIDS SIZE: JSM (3 - 5YRS) | JMD (6 - 8YRS) | JLG (9 - 12YRS)

FEATURES:

100% waterproof & windproof outer with hood. 410GSM fleece lined. Fleece lined outer pocket. Long sleeves with velcro cuff. YKK 2-way reversible zipper. Internal zip pocket with earphone hole. Secondary inside pocket. Fully taped seams.



BLACK/
BLUE



BLUE/
ORANGE



NAVY/
PINK



KHAKI/
BLACK





RASH VESTS

MENS LS RASHVEST - A1814

SIZE: SML | MED | LGE | XLG



FEATURES:

80z lycra. 50 UV Sun protection. Flatlock construction. Elasticized waistband. High collar.

MENS SS RASH VEST - A1741

SIZE: SML | MED | LGE | XLG | XXL



FEATURES:

80z lycra. 50 UV Sun protection. Flatlock construction. Elasticized waistband. High collar.

LADIES SS RASH VEST - A1742

SIZE: SML | MED | LGE | XLG



FEATURES:

80z lycra. 50 UV Sun protection. Flatlock construction. Elasticized waistband. High collar.

KIDS SS RASH VEST - A1743

SIZE: SML | MED | LGE | XLG | XXL



FEATURES:

80z lycra. 50 UV Sun protection. Flatlock construction. Elasticized waistband. High collar.



FOOTWEAR

SYSTEM ADULT 5MM SPLIT TOE BOOT - A1282

SIZE: 5 - 38 | 6 - 40 | 7 - 41 | 8 - 42 | 9 - 43 | 10 - 44 | 11 - 45 | 12 - 46



FEATURES:

5MM superstretch. Liquid seams. Gasket ankle seal. Thermal fabric lining. Adjustable foot strap. Leash guard.

POWER ADULT 5MM ROUND TOE BOOT - A1281

SIZE: 5 - 38 | 6 - 40 | 7 - 41 | 8 - 42 | 9 - 43 | 10 - 44 | 11 - 45 | 12 - 46



FEATURES:

Blind stitched. Adjustable foot strap. 5MM superstretch. Thermal fabric lining. Titanium lined neoprene.

5MM ZIP BOOT - A1213 (ADULT) | A1213 (KIDS)

ADULT SIZE: 6-40 | 7-41 | 8-42 | 9-43 | 10-44 | 11-45 | 12-46

KIDS SIZE: 12-30 | 13-31 | 1-33 | 2-34 | 3-36 | 4-37 | 5-38



FEATURES:

Blind stitched. Highly durable sole. Anti flush barrier. 5MM titanium neoprene. Extra grip sole. Contoured toe protection. Side ankle zipper.

ADULT PULL ON 5MM BOOT - A1225

SIZE: 4-37 | 5-38 | 6-40 | 7-41 | 8-42 | 9-43 | 10-44 | 11-45 | 12-46



FEATURES:

5MM titanium neoprene. Highly durable and extra grip sole. Blind stitched.

2MM TITANIUM BS SOCKS - A1210

SIZES: SML/ 4-5 | MED/ 6-7 | LGE/ 8-9 | XLG/ 10-11



FEATURES:

Super stretch. Double lined neoprene. Thermal plush lining. Double diamond nylon sole. GBS seams. 2MM thickness.

4MM TITANIUM BS SOCKS - A1212

SIZES: SML/ 4-5 | MED/ 6-7 | LGE/ 8-9 | XLG/ 10-11 | XXL/ 12-13



FEATURES:

Super stretch. Double lined neoprene. Thermal plush lining. Double diamond nylon sole. GBS seams. 4MM thickness.



AMPHIBIOUS

"IN & OUT OF THE WATER"

AMPHIBIOUS
**ACTIVE
SHOE**

&

EXPERIENCE THE COMFORT
**ACTIVE
SOLE**

ACTIVE SHOES - A1216

SIZE: 3 - 36 | 4 - 37 | 5 - 38 | 6 - 40 | 7 - 41 |
8 - 42 | 9 - 43 | 10 - 44 | 11 - 45 | 12 - 46

FEATURES:

Easily adjustable. Quick dry neoprene. Superior ventilation. Reinforced seams. Flexiform fit. Robust pull tab. Cushioned insole. Durable and removable insole.



AMPHIBIOUS

ACTIVE SHOE

The Sola Active Shoe is designed for all leisure activities both in & out of the water. Constructed using quick drying neoprene with superior ventilation & flexi-form fit for ultimate comfort. The cushioned insole is easily removable for even quicker drying. The Active Shoes reinforced seams and sturdy adjustable pull tab makes for a highly robust leisure shoe.

ACTIVE SOLES - A1215

SIZE: 28/29 | 30/31 | 32/33 | 34/35 | 36/37 |
38/39 | 40/41 | 42/43 | 44/45

FEATURES:

Ergonomic design. Quick dry neoprene. Superior ventilation. Durable soft-form sole. Easy fold. Robust pull tab. Effortless fit. Beach friendly.



EXPERIENCE THE COMFORT

ACTIVE SOLE

The Active Sole ergonomic design, effortless fit, durable soft-form sole, superior ventilation and ability to "fold & go" makes for a super comfortable and practical shoe for all summer water and beach activities.



GLOVES & HOODS



3MM SUPER STRETCH GLOVES - A1483

SIZES: XSM | SML | MED | LGE | XLG



FEATURES:

100% 3MM super stretch. Liquid seams for total water block. Pre-bent finger design. Palm grip.

5MM SMOOTH SKIN LOBSTER CLAW MITTS - A1401

SIZES: SML | MED | LGE



FEATURES:

5MM smooth skin back. GBS seams. Joined finger design for better circulation. Palm grip.

3MM TITANIUM DL GLOVES - A1413

SIZE: TXS | XXS | XSM | SML | MED | LGE | XLG



FEATURES:

3MM nylon double lined neoprene. GBS seams. Pre-bent finger design. Palm grip. Velcro wrist strap.



2MM NEOPRENE BEANIE - A1331

SIZE: SML/MED | LGE/XLG



FEATURES:

100% 2MM super stretch. Overlocked seams. Thermal fabric lining.

3MM SUPER STRETCH PLUCH HOOD - A1333

SIZES: SML | MED | LGE | XLG



FEATURES:

100% 3MM super stretch. GBS seams. Thermal fabric lining. Double collar seal. Toggle cord face seal. Stiff peak.

5MM SMOOTH SKIN SURF CAP - A1301

SIZES: XSM | SML | MED | LGE



FEATURES:

100% 3MM super stretch. Flatlock seams. Thermal fabric lining. Adjustable chin strap.

3MM FINE MESH HOOD - A1373

SIZES: XSM | SML | MED | LGE



FEATURES:

100% 3MM super stretch. Mesh skin panels. GBS seams.

PLUSH HOODED POLY PROP VEST - A1384 (BLUE)

SIZES: MED | LGE



FEATURES:

Built in neoprene hood. Double collar seal. High density insulated fabric. Draws water away from the body. Toggle cord face seal. Stiff peak.

HOODED NEOPRENE VEST - A1385

SIZES: MED | LGE



FEATURES:

100% super stretch neoprene. 3MM hood. 1.5MM vest. GBS seams. Thermal fabric lining. Toggle cord face seal. Stiff peak.



KAYAK & SAILING EQUIPMENT



FRENZY 50N FRONT ZIP - A0914

SIZE: XSM/SML - 30/50KG | MED/LGE - 50/70KG | XLG/XXL - 70KG+



FEATURES:

Closed cell foam inner. 100% nylon outer. YKK heavy duty front zipper. High fitting for maximum flexibility. Front storage zip pocket. Webbing belt with a sturdy adjustable quick release buckle. 50N buoyancy aid that conforms to EU safety standards.

SCREAM 50N OVERHEAD - A0915

SIZE: XSM/SML - 30/50KG | MED/LGE - 50/70KG | XLG/XXL - 70KG+



FEATURES:

Closed cell foam inner. 100% nylon outer. YKK heavy duty front zipper. High fitting for maximum flexibility. Large front storage pouch with zipper. Adjustable side & shoulder straps. Neoprene shoulder support. Fleecy hand warmer pocket. Large zip pocket for hydration pouch. Emergency whistle. 50N buoyancy aid that conforms to EU safety standards.

PADDED NEOPRENE VEST - A0916

ADULT SIZES: SML | MED | LGE



FEATURES:

Robust overlock stitched construction. YKK front zip kill cord loop. Foam padding. Adjustable belt buckle system.

CHARGE TAPED SPRAY TOP - A1901

ADULT SIZES: SML | MED | LGE | XLG | XXL

KIDS SIZES: JSM | JMD | JLG



FEATURES:

PU breathable fabric. 100% taped seams. Waterproof & windproof. Adjustable non-abrasive dartex seals. 2-ply pockets. Neoprene waistband.

BLAST SPRAY TOP - A1902

ADULT SIZES: SML | MED | LGE | XLG | XXL

KIDS SIZES: JSM | JMD | JLG



FEATURES:

PU breathable fabric. Front pocket. Waterproof & windproof. Adjustable non-abrasive dartex seals. Neoprene waistband.

NEO SHORTS - A1731

SIZES: SML | MED | LGE | XLG



FEATURES:

3MM super stretch neoprene. Flatlock construction. Adjustable drawstring.

ADULT LONGJOHN - A1706

SIZES: SML | MSM | MED | MTL | MLG | LGE | XLG | XXL

FEATURES:

Super stretch 3MM neoprene. Flatlocked seams. Featherlight SS-1 foam. Ballistic nylon kneepads. Anti-snap fabrics. Anatomical pre-bent design. Double diamond fabric on seat.



NEOPRENE TROUSERS - A1732

SIZES: SML | MED | LGE | XLG

FEATURES:

3MM super stretch neoprene. Flatlock construction. Adjustable drawstring.






INFLATABLE STAND-UP PADDLE BOARD



SOLA FUSION TECHNOLOGY

TRIPLE LAMINATED, HOT PRESSED PVC. MAKING THE SOLA SUP LIGHTER, TOUGH AND DURABLE. MAKING THE BOARD STIFFER THAN THE TRADITIONAL DOUBLE LAYER TECHNOLOGY.



INFLATION VALVE

LOCKING ANTI-TWIST PUSH-PIN VALVE, WITH A STAINLESS STEEL D-RING FOR ATTACHING YOUR LEASH.

DIAMOND SKIN PAD

MACHINE-PRESSED DECKPAD TO ENSURE A PERFECT BOND. OUR SIGNATURE DIAMOND GROOVE PAD OFFERS TRACTION AND A COMFORTABLE GRIP.

REINFORCED INTERNAL RAIL WRAP

A HIGH-PRESSURE LAMINATED SEAM ENSURES A PERFECTLY AIRTIGHT AND WATERPROOF SEAL.

FUSION LAMINATED RAIL WRAP

THE FINAL SEAL PROVIDES EXTRA COMPRESSION AND INCREASED STIFFNESS.

AIRTIGHT COATING

A HIGH TENSILE COATING IS FUSED TO THE DROPSTITCH CORE.

DROPSTITCH AIR CHAMBER

SUPER REINFORCED DROPSTITCHED PROVIDES STIFFNESS THROUGHOUT OUR BOARDS. INCREASED YARN DENSITY GIVES HIGH-TENSILE STRENGTH, WHICH CAN WITHSTAND PRESSURES OF 20PSI.



INFLATED SUP:

Length: 10'6 (320cm)
Width: 30" (76cm)
Thickness: 6" (15cm)
Volume: 270 Litres



INFLATED SUP:

Length: 11' (335cm)
Width: 30" (76cm)
Thickness: 6" (15cm)
Volume: 275 Litres



INFLATABLE STAND-UP PADDLE BOARD (SUP)
10'6" = SUP - 10'6-08 | 11'0" = SUP - 11'08-08

SIZE: 10FT 6" | 11FT

FEATURES:

Included in pack; inflatable paddle board, detachable fin, high pressure pump, 3 piece aluminum telescope paddle, large robust backpack, leash, valve key, PVC repair patches, operation manual.





BODYBOARDS & BODYBOARD ACCESSORIES







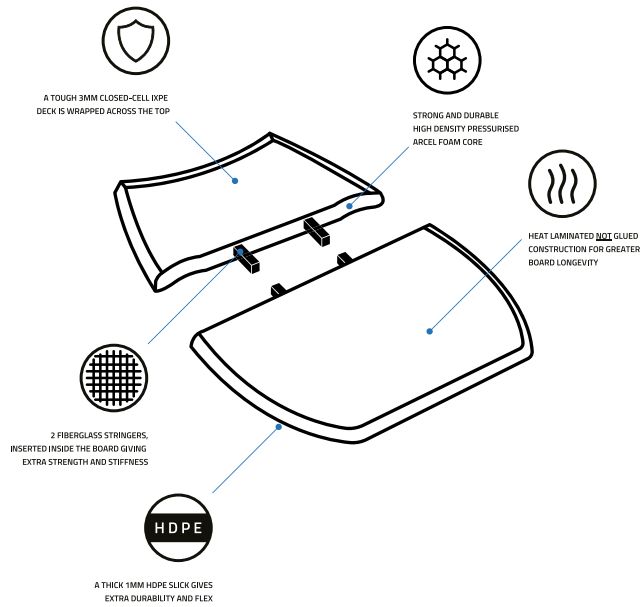
WEDGE BODYBOARDS WED - 042

SIZE: 42"

FEATURES:

Arcel core. IXPE deck. 2 fiberglass stringers. HDPE bottom. Heat laminated construction. Swivel coil leash

PACK OF 6 ASSORTED COLOURS



REVOLVER BODYBOARDS

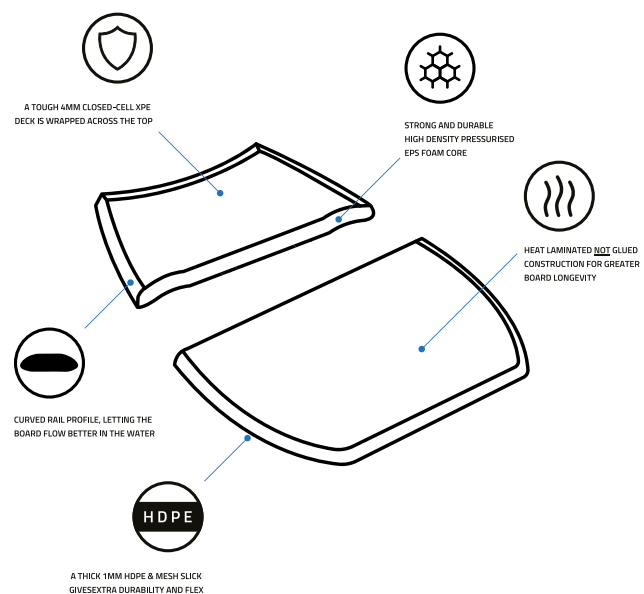

REV - 037 | REV - 039 | REV - 042 | REV - 045

SIZE: 37" | 39" | 42.5" | 45"

FEATURES:

Strong high density EPS core. HDPE + mesh slick. Crescent tail. 4MM closed cell XPE deck skin. Double rails. Coil wrist leash with neoprene cuffs.

PACK OF 6 ASSORTED COLOURS



JUICE BODYBOARDS

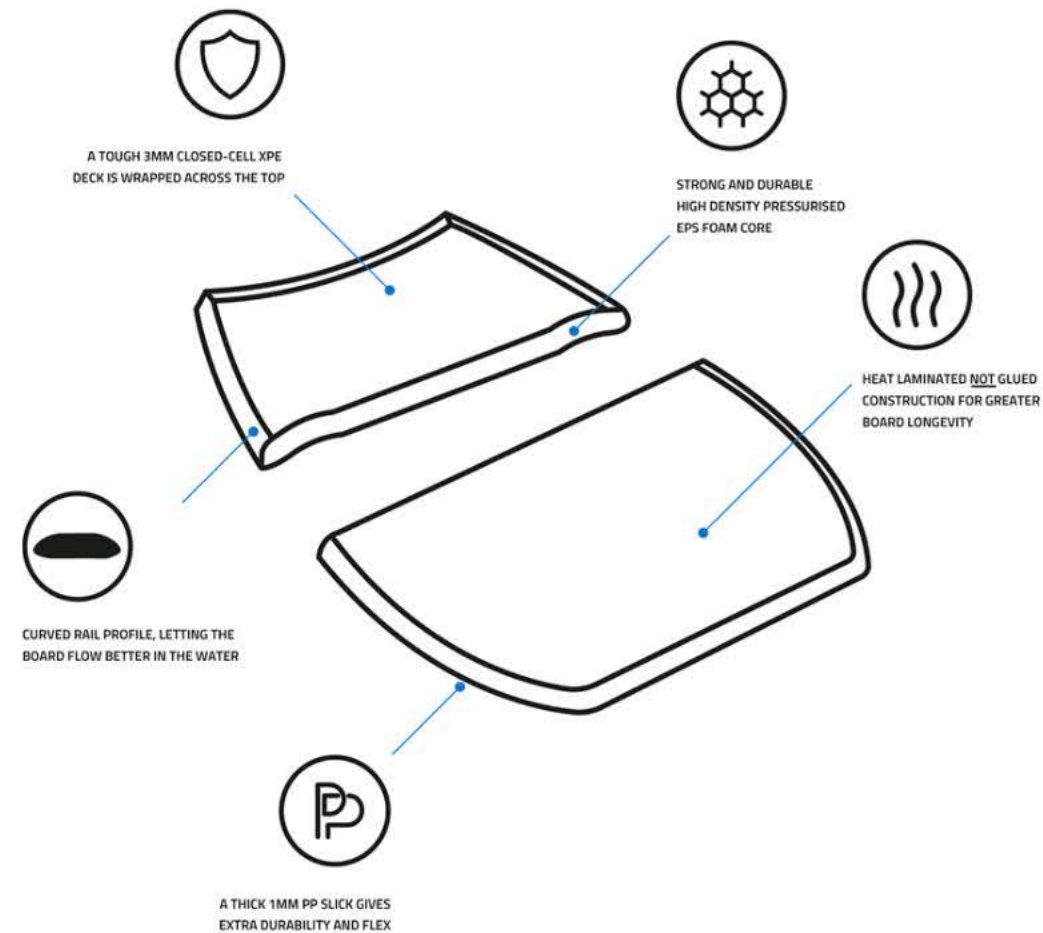
JUI - 033 | JUI - 037 | JUI - 039 | JUI - 042

SIZE: 33" | 37" | 39" | 42"

FEATURES:

EPS core. PP slick. Crescent tail. 3MM closed cell XPE desk skin. Bottom graphic. Double rails. PP leash with velcro wrist cuff.

PACK OF 6 ASSORTED COLOURS



KINETIC BODYBOARD FINS - TD004

SIZES: SML/5-6 | MED/6-7 | LGE/8-9 |
XLG/10-11 | XXL/12-13



FEATURES:

Ergonomically designed soft foot pocket. Drain hole.
Stiff blade.



SURGE BODYBOARD BAG - A1002

SIZES: 114X59X7.5CM



CAPACITY

FEATURES:

PU lined canvas. Mesh drainage. Front pocket. Padded shoulder straps.

360 BODYBOARD BAG - A1003

SIZES: 113X61X9CM



CAPACITY

FEATURES:

PU lined heat reflective canvas. Mesh drainage. Double front pocket. Padded shoulder straps.

INVERT BODYBOARD BAG - A1004

SIZES: 114X59X7.5CM



CAPACITY

FEATURES:

PU lined heat reflective canvas. Mesh drainage. Front pocket. Padded shoulder strap.

FIN TEATHER - A0528

SIZES: ONE SIZE



FEATURES:

3MM neoprene padded inner. No more lost fins! Easy release velcro cuff.



SOFTBOARDS & SURFING ACCESSORIES



SOFTBOARDS - A2000

SIZES: 6FT | 7FT | 8FT | 9FT



BLUE/ ORANGE

KHAKI

YELLOW/ TURQUOISE

SOFTBOARDS



SURFBOARD SOCKS

FEATURES:

Durable stretch terry towelling fabric.
Padded nylon nose protector.
Internal wax pouch.
Drawstring closure.

SHORTBOARD BOARD SOCK A1601 - 6'3"

SIZES: 6'3

FUNBOARD BOARD SOCK A1602 - 6'0" | A1603 - 6'7"

SIZES: 6'0 | 6'7

MINI MAL BOARD SOCK A1610 - 8'0"

SIZES: 8'0

LONGBOARD BOARD SOCK A1612 - 9'2"

SIZES: 9'2



SURFBOARD BOARD BAGS

FEATURES:

Heat reflective 6MM outer shell.
Highly durable tarpee.
Internal wax pouch.
Padded grab handle.
Removable shoulder strap.
Nylon zipper with rustproof slider.
*Longboard bag with fin slot.

LONGBOARD 6MM BOARD BAG* A1614 - 9'0"

SIZES: 9'0

MINI MAL 6MM BOARD BAG A1608 - 7'6" | A1611 - 8'0"

SIZES: 7'6 | 8'0

HYBRID 6MM BOARD BAG A1605 - 6'0" | A1606 - 6'7" A1607 - 7'0"

SIZES: 6'0 | 6'7 | 7'0



SURFBOARD LEASHES

FEATURES:

Moulded ends with double swivel. Maximum strength. Quick release cuff. Key pocket. Triple wrapped rail saver with built in leash plug cord.



5FT 6" COMP LEASH - A2406

SIZES: 5'6 | 5MM THICKNESS



7FT LEASH - A2407

SIZES: 7'0 | 7MM THICKNESS



8FT LEASH - A2408

SIZES: 8'0 | 7MM THICKNESS



9FT LEASH - A2409

SIZES: 9'0 | 7MM THICKNESS



10FT LEASH - A2410

SIZES: 10'0 | 8MM THICKNESS



WRIST LEASH - A2404

SIZES: ONE SIZE

FEATURES:

Moulded ends with double swivel. Coiled urethane cord. Quick release cuff.



ACCESSORIES



COLLAPSIBLE WETSUIT BUCKET - A0033



INSIDE PADDING

FEATURES:

Diameter 44CM X 38CM. 60 liters. 55MM thick closed cell foam in the base of bucket. Tough waterproof fabric. Webbed shoulder strap. Welded seams. Collapsible when not in use.

CHANGE MAT - A0030

SIZES: 90CM DIAMETER



FEATURES:

Durable waterproof changing mat. Double drawstring with barrel lock closure. Built in handles. Astro turf base to trap dirt & improve comfort on hard or uneven ground.

DRY BAGS - A0028 (5L) | A0029 (15L) | A0022 (25L)
DRY BACKPACKS - A0025 (50L) | A0024 (100L)

DRY BAG SIZES: 5L | 15L | 25L BACKPACK SIZES: 50L | 100L



DRY BAG 5L 15L 25L



BACKPACK 50L 100L

DRY BAG HOLDALL - A0027

SIZES: 60L



FEATURES:

Extremely heavy duty. Large zipper allows bag to be fully opened. Adjustable shoulder strap, double width for comfort. Wrap around webbing for the utmost durability and strength. Perfect length handle to carry over your shoulder or by your side.

WATERPROOF AQUA POUCH - A0032



FEATURES:

Triple zip lock - 100% waterproof. Adjustable strap. Made from durable PVC. Welded seams. Helps keep belongings safe and secure.

COMMUTER BAG - A1005

SIZES: 45X35X11CM



FEATURES:

Direct access from the front top zip. Ultra-reliable water resistant outer. Tough and durable. Padded carry handles giving a more comfortable feel.

SOLA BACK PACK - A1006

SIZES: 25L



FEATURES:

Two large internal pockets with a smaller front pocket. Padded shoulder straps give a comfortable feel over the arms. Adjustable straps. A great day bag.

ADULT ADJUSTABLE SNORKEL FINS - MFS02

SIZES: S/M - 37/41 | L/XL - 42/47



FEATURES:

Open heel fits. Quality materials for high performance. Balanced flexibility. Easy adjustable with quick release buckle. Vented blade.

ADULT MASK & SNORKEL SET - MFS03

SIZES: ONE SIZE



FEATURES:

Hardened, tempered safety glass. Anti-allergic silicone mask strap & skirt. Polycarbonate frame. Adjustable strap. Anatomically formed mouthpiece. Flexible snorkel tube with purge valve. Integrated strap holder for mask. Saltwater resistant.

SOFT RACKS - A1041

SIZES: ONE SIZE (49CM X 9CM X 5CM)



FEATURES:

Easy to fit and remove through doors. Holds 2-3 boards. Flat bottom pads reduce roll. Extra firm nylon pads. PVC panels on pads to reduce wax build up. Sturdy metal buckles & webbing straps. Colour coded straps. Reusable portable bag.

PADDED ROOF BAR (PAIR) - A1609

SIZES: 44CM - 90CM



FEATURES:

Designed to fit most fixed roof bars. Durable 600D polyester material. Hook and loop closure. Sola branding.

NEOPRENE CAR SEAT COVER - A1613

SIZES: 44CMX90CM



FEATURES:

3.5MM thick. Double lined neoprene upper. Non-slip, closed cell mesh under. Durable bound edges. Easy fit elastic seat connectors. UV protection. Watertight GBS seams. Easy to remove & clean.

ROOF STRAPS BAR (PAIR) - A0771 (3M) | A0772 (5M)

SIZES: 3M - 5M



FEATURES:

Heavy duty cam buckle. Reusable carry box. Sola branding.

SOLA TOWEL CHANGING ROBE - A1051

SIZES: S/M - 90X90CM | L/XL - 90X100CM



FEATURES:

100% cotton velour.

VINTAGE SOLA TOWEL - A1069

SIZES: 75X150CM



FEATURES:

100% cotton velour.



SIZE GUIDE

MEN	HEIGHT (FT/CM)		CHEST(INCH)	CHEST(CM)	WAIST(INCH/CM)	HEIGHT
SML	5'4" - 5'6"	162 - 167	33 - 35	84 - 89	28" / 71	
MSM	5'6" - 5'8"	167 - 172	35 - 37	89 - 94	30" / 76	
MST	5'8" - 5'10"	172 - 177	35 - 37	89 - 94	30" / 76	
MED	5'8" - 5'10"	172 - 177	37 - 39	94 - 99	32" / 81	
MTL	5'10" - 6'0"	177 - 183	37 - 39	94 - 99	32" / 81	
MLG	5'10" - 6'0"	177 - 183	41 - 43	104 - 109	34" / 86	
LGS	5'8" - 5'10"	172 - 177	41 - 43	104 - 109	36" / 91	
LGE	6'0" - 6'2"	183 - 188	41 - 43	104 - 109	36" / 91	
XLS	5'8" - 5'10"	172 - 177	43 - 45	109 - 114	38" / 96	
XLG	6'2" - 6'4"	187 - 193	43 - 45	109 - 114	38" / 96	
XXL	6'3" - 6'5"	190 - 196	45 - 47	114 - 119	40" / 101	

LADIES	HEIGHT (FT/CM)		BUST(INCH)	BUST(CM)	WAIST(INCH/CM)	HEIGHT
4	5'0" - 5'3"	152 - 153	30 - 32	76 - 81	20 - 22 / 46 - 51	
6	5'1" - 5'3"	154 - 160	32 - 33	81 - 83	22 - 24 / 51 - 56	
8	5'2" - 5'5"	157 - 165	33 - 35	83 - 88	24 - 26 / 61 - 66	
10	5'5" - 5'8"	165 - 172	35 - 37	88 - 94	26 - 28 / 68 - 71	
10T	5'7" - 5'10"	170 - 177	35 - 37	88 - 94	26 - 28 / 68 - 71	
12	5'7" - 5'10"	170 - 177	37 - 39	93 - 99	28 - 30 / 71 - 76	
12T	5'8" - 5'11"	172 - 180	37 - 39	93 - 99	28 - 30 / 71 - 76	
14	5'8" - 5'11"	172 - 180	39 - 41	99 - 104	29 - 31 / 74 - 79	
16	5'9" - 6'0"	172 - 182	41 - 43	104 - 109	30 - 32 / 76 - 81	
18	5'10" - 6'0"	177 - 185	43 - 45	109 - 114	31 - 34 / 79 - 84	
20	6'0" - 6'2"	185 - 193	45 - 47	114 - 119	33 - 35 / 82 - 86	

KIDS	AGE	CHEST(CM)	CHEST(INCH)	WAIST(CM)	WAIST(INCH)	INSIDE LEG(CM)	INSIDE LEG(INCH)
QXS	1-2	52	20.5	47	18.5	37.5	15
TXS	2-3	54	21.5	50	20	40	16
XXS	3-4	57	22.5	43.5	21	43.5	17
XSM	5-6	60	24	47	22	47	18.5
SML	7-8	63	25	51	23	51	20
MED	8-9	66	26	55	24	55	22
LGE	10-11	69	27	59.5	24.5	59.5	23.5
XLG	11-12	73	29	64	25.5	64	25.5
XXL	12-13	76	30	65	26	68.5	27
3XL	13-14	79	31	67	26.5	73	28.5

STAY IN TOUCH

ADDRESS:

Sola Wetsuits,
Moorswater Industrial Estate,
Liskeard, Cornwall,
PL14 4LN,
UK

✉ SALES@SOLA.CO.UK

🖱 THEWETSUITFACTORY.COM

☎ +44 (0) 1579 340 100



@SOLAWETSUITS



OPEN YOUR PHONE
CAMERA & SCAN ME.

OR GO TO
TRADEWETSUITS.COM

The SOLA logo, featuring a stylized white 'S' inside a circle followed by the word 'SOLA' in a bold, italicized, sans-serif font.